



Simcoe County District School Board
Capital Plan
December 2009



Capital Planning – Index:

Glossary	3
Introduction	5
Capital Projects Summary	9
Secondary Review Areas	12
1SA – Orillia DCVI, Park Street C, and Twin Lakes SS	16
1SB – Bradford DHS and Nantyr Shores SS	17
1SC – Banting Memorial HS, Bear Creek SS, Essa SS and Stayner CI	18
1SD – Barrie Central CI and Bear Creek SS	19
1SE – Barrie Central CI, Barrie North CI, Bear Creek SS, Eastview SS and Innisdale SS	20
1SF – Elmvale DHS, Midland SS and Penetanguishene SS	21
1SG – Innisdale SS and Nantyr Shores SS	22
1SH – Orillia DCVI and Park Street C	23
Elementary Review Areas	24
Elementary Review Area 1	25
1EA – Alliston Union PS	28
1EB – Ernest Cumberland ES and Growth School	29
1EC – Tecumseth S. C. PS, Tottenham PS and Sir William Osler PS	30
Elementary Review Area 2	31
2EA – Byng PS, Clearview Meadows ES, Duntroon C. PS, Nottawasaga/Creemore PS and Nottawa C PS	34
2EB – Admiral Collingwood ES, Cameron S. PS, Connaught PS,, Mountain View ES, Nottawa C. ES and Worsley ES	35
Elementary Review Area 3	36
3EA – Huron Park PS, Port McNicoll PS, Victoria Harbour ES and Waubauskene PS	39

Capital Planning – Index:

Elementary Review Area 4	40
4EA – Ardtrea/Cumberland Beach PS	43
4EB – East Oro PS, Harriett Todd PS, Marchmont PS, Orchard Park PS, Warminister ES and Growth School	44
4EC – East Oro PS and Harriett Todd PS	45
Elementary Review Area 5	46
5EA – Coldwater PS, Hillsdale ES, Guthrie PS, Moonstone ES, Shanty Bay PS, and W.R. Best PS	49
Elementary Review Area 6	
	50
Elementary Review Area 7	53
Elementary Review Area 8	56
8EA – Assikinack PS, Ferndale Woods ES, Trillium Woods ES and New Ardagh ES	59
Elementary Review Area 9	60
9EA – Maplevue Heights ES and Growth School	63
9EB – Warnica Annex	64
9EC – Hewitt’s Creek PS and Growth School	65
Elementary Review Area 10	66
10EA – Alcona Glen, Innisfil C. PS, Goodfellow PS, Killarney Beach PS, Sunnybrae PS, and Growth School	69
Elementary Review Area 11	70
11EA – Bradford ES and Fred C. Cook ES	73
11EB – Fieldcrest ES and Growth School	74

Capital Planning – Glossary of Terms

Attendance Area Reviews

The process of studying defined school attendance areas, for the purpose of achieving adequate and balanced accommodation amongst two or more schools.

Critical FCI rating

A school facility has a critical FCI rating when the cost of renewing the building is between 30 to 65% of the cost of replacing the existing building.

Early Learning Program (ELP)

ELP will include a full school day of learning for four- and five-year-olds and a fee based extended day for those same children. A blended staffing model comprised of one teacher and one Early Childhood Educator (ECE), working side by side, will deliver the program during the school day with an average class size of 26 students. The before- and after-school programs will be led by ECE staff and funded by parent fees set on a full cost recovery basis. The program will be expanded in stages and the goal is to have it fully implemented by 2015-16.

Facility Condition Index (FCI)

Facility Condition Index refers to the percentage of renewal funding required to upgrade/repair a school compared to the school's replacement value.

Good Places to Learn (GPL)

In February 2005, the Ministry of Education announced a new initiative called Good Places to Learn. The Good Places to Learn document cites the need for boards to provide a new, comprehensive outlook on school facilities, their conditions in the future, and their ability to provide safe environments for current program and curriculum delivery. The Good Places to Learn Grant was put into place for high and urgent component replacement needs.

Greenfield

Undeveloped land which is generally semi-rural and previously or currently being used for agricultural purposes. Greenfield lands are typically areas that are being considered for expanding urban development.

Growth School

School needed in an area of new residential development where an EDC by-law is in place. Funding for a "growth school" may be available if a business case is accepted by the Ministry of Education.

Infill

The creation of residential lots through land severances.

Capital Planning – Glossary of Terms

Learning Environment

Refers to the condition of educational spaces as they relate to the effectiveness of teaching spaces for program delivery.

On-the-Ground Capacity (OTG)

The capacity of the school as determined by the Ministry of Education by loading all instructional spaces within the facility to current Ministry standards for class size requirements and room areas.

Planning Review Areas (PE & PS)

The areas as delineated in the background study used in the preparation of the Board's Education Developmental Charge By-law.

Primary Class Size (PCS)

A province wide initiative to reduce primary class sizes. Boards must have 90% of their primary classes at 20 pupils or fewer. No primary or combined grade 3-4 class can exceed 23 pupils.

Prohibitive to Repair (PTR)

A school facility is deemed "Prohibitive to Repair" when the cost of renewing the building surpasses 65% of the cost of replacing the existing building (FCI>65%).

Pupil Accommodation Review

The review of two or more schools in order to develop viable and practical solutions for the accommodation of students within an accommodation review area. Reviews are to take place in accordance with Policy 2313, Pupil Accommodation Review.

Secondary Plans

Secondary Plans are long range municipal planning documents which direct major infrastructure: arterial roads, servicing, schools, and community parks.

Introduction to the Capital Plan

In February 2005, the Minister of Education announced the “Good Places to Learn: Renewing Ontario's Schools” document. The primary focus of this document was to implement class size caps, increase child care spaces, review accessibility, provide funding for major school repairs, replacement, growth school, and provide a framework for school closure and consolidation.

Capital Planning is a ten year rolling endeavor. Staff will continue to monitor each planning area as well as proposing study areas based upon the above and different Ministry initiatives which may alleviate certain “pressure points”, or perhaps create new ones. Staff recommend to the Board of Trustees which study areas should be acted upon annually, with options presented back to the Board of Trustees for a decision. Study areas are based upon three distinct criteria: condition of school facilities, program delivery, and accommodation issues. These criteria must be recognized for the delivery of quality learning environments to the current and future students of Simcoe County.

2007 Capital Plan:

The Capital Plan recommended that five accommodation review committees be undertaken and two attendance area reviews. The Board approved these recommendations.

ARC A - Orillia DCVI, Park Street C I and Twin Lakes SS

ARC B - Collingwood CI, Elmvale DHS, Midland SS, Penetanguishene SS and Stayner CI

ARC C - Andrew Hunter ES, Hillcrest (Barrie) PS, Portage View PS, Prince of Wales PS and Warnica PS

ARC D - Alliston Union PS, Cookstown Central PS, Tecumseth Beeton PS, Tecumseth North PS

ARC E - Byng PS, Clearview Meadows ES, Duntroon Central PS, Nottawa Central PS and Nottawasaga/Creemore PS

Attendance Review - Bradford ES, Fred C. Cook ES, Fieldcrest ES, Sir William Osler PS and W.H. Day ES

Attendance Review - Codrington PS, Cundles Heights PS, Johnson St. PS, Maple Grove PS, Oakley Park PS, Steel St. PS, and Terry Fox ES

Four accommodation reviews and both attendance area reviews have been completed. Accommodation Review “E” is underway.

Introduction to the Capital Plan – New Initiatives

2008 Capital Plan:

The Ministry announced a new capital funding process to school boards. A Capital Priorities template was to be completed identifying priority projects that were required up to and including the 2011-2012 school year. Only permanent construction projects were identified as priority projects. Ministry funding was reviewed and allocated on a project by project approval basis at the designated ministry benchmark costs for growth, prohibitive to repair, and other, which included: localized accommodation pressure, consolidation, program enhancements, and facility retrofit. Seven priority projects were submitted to the Ministry on October 31, 2008 with supporting business cases:

Barrie Central CI - Replacement School

Painswick South PS – Growth School

Angus Morrison ES – Consolidation with Frederick Campbell E.S.

Fred C. Cook ES – Replacement School as well as consolidation with Bradford E.S.

Bradford SW PS – Growth School

Ardtree/Cumberland Beach ES – Replacement as well as a consolidation of the two schools

Baxter Central PS – Septic Replacement which was to supplement the PTR funding of the Annex.

The Ministry approved the Angus Morrison E.S. capital priority project and did not approve the remaining projects.

In addition to the priority capital projects, the Board approved, two elementary and one secondary attendance area review.

Attendance Review : Assikinack PS, Ferndale Woods ES, Trillium Woods ES and new Ardagh North ES

Attendance Review : Admiral Collingwood ES, Cameron St. PS, Connaught PS, Mountain View ES, Nottawa C. ES and Worsley PS

Attendance Review: Bradford D.H.S. and Nantry Shores S.S.

Early Learning Program:

In 2008, the Ministry announced some funding for Full Day Learning for Four and Five Year Olds. In light of this announcement the concept of including all day learning into the system for 2010 was included in the Capital Plan analysis. The Ministry has officially announced the implementation of Early Learning Program (ELP). The ELP will begin implementation in 2010, and will take five years to implement. The Ministry has not announced further capital funding for the implementation. The first two years of ELP will be placed in schools that can accommodate the ELP without the need for capital improvements. The Ministry has approved 31 classrooms for phase one (Sept 2010) of early learning implementation, and 14 classrooms for phase two (Sept 2011). The Ministry will consult with the Board regarding future capital needs to implement years 3, 4 and 5. The board will be recommending 16 elementary schools to be implemented in year one of the ELP, however, the board is required to submit a total of 62 eligible spaces for the Early Learning Program. In January 2010, the Ministry will announce which schools will receive the ELP.

Introduction to the Capital Plan – New Initiatives

On The Ground (OTG) Capacity Changes:

As a result of the ELP announcement, the number of students to be accommodated in kindergarten spaces will increase from 20 students to 26. This change in OTG capacity will increase capacity of each school. Although the capacity will be greater, more students need to be accommodated as a result of kindergarten students attending school everyday. Full analysis of the impact in capacity changes versus the students to be accommodated still needs to be completed. Once the impact is identified, the Capital Plan will be updated.

Encouraging Facility Partnerships:

Facility Partnerships is a new ministry initiative to encourage sharing of facilities with community partners which will benefit the board, students and the community. Partnerships are to be explored by the board when constructing new schools, undertaking significant renovations and the use of unoccupied space. The Board is required to implement this initiative through policy, which may impact the Capital Plan. If there is an impact on the Capital Plan, changes will be included as required on an on going basis.

Facility Condition Index (FCI):

In 2005 the Ministry announced the Good Places To Learn (GPL) initiative. Funding allocation was based upon a list of component replacement and repairs based upon their life cycle. The data was collected by a third party consulting firm hired by the Ministry of Education. This data was entered into a database named ReCAPP. ReCAPP data became the benchmark data set to analysis when components had reached a level of high or urgent, resulting in GPL funding. Board staff maintain the ReCAPP database by entering in jobs which have been completed. In addition to updating the component portion of the dataset, the board has designed a three year rotation cycle to evaluate the conditions of the components for each and every school. The north area data collection has just been completed, and entered into ReCAPP. For the purposes of the Capital Plan, board staff use this updated system to flag buildings which may be inadequate to meet the current and future needs of students.

Simcoe County Growth

Simcoe County is comprised of 16 municipalities and two separated cities, with a population of 439,500 people. The County's growth management strategy projects the area to grow to 667,000 people by 2031, an increase of 130,000. The growth strategy assumes growth will continue at a rate of approximately 4,000 residential units a year, primarily comprised of single and semi-detached units. The strategy suggests that the main change to residential development in the next 25 years will be an increase in density. The provincial government issued a document entitled "Simcoe Area: A Strategic Vision for Growth". The document directs growth to five urban nodes: Alliston, Barrie, Bradford, Collingwood, and Orillia. At this point in time, the provincial growth plan and that of the County of Simcoe's growth plan differ. The County is undergoing changes to meet Provincial targets. The allocation of future growth is summarized in the following table:

Simcoe Area Growth Plan
Distribution of Population Growth, 2006 to 2031

Community	2006 Census Total Population	County Growth 2006-2031	Provincial Growth 2006-2031
Adjala-Tosorontio	11,100	3,100	1,900
Bradford-West Gwillimbury	25,000	24,700	27,000
City of Barrie	133,500	51,500	76,500
City of Orillia	31,400	9,600	9,600
Clearview	14,600	11,400	4,200
Collingwood	18,000	12,200	15,400
Essa	17,600	5,300	3,900
First Nations	1,500	0	0
Innisfil	32,400	32,600	25,600
Midland	16,900	2,800	2,100
New Tecumseth	28,800	20,200	31,200
Oro-Medonte	20,800	7,300	6,200
Penetanguishene	9,700	2,600	800
Ramara	9,800	5,700	3,200
Severn	12,500	7,700	4,500
Springwater	18,100	8,400	5,900
Tay	10,100	1,200	650
Tiny	11,200	2,700	550
Wasaga Beach	15,600	19,400	10,700
Total Simcoe County Area	438,600	228,400	228,400

Source: Hemson Consulting Ltd. 2008
Simcoe Area: a Strategic Vision for Growth, June 2009

Capital Project Summary

Since 2007 the Board has received funding approval totaling \$144,027,303. This funding has enabled the board to construct four new elementary schools, one new secondary school, fourteen additions and six renovations. This funding has improved the learning environment for many students within Simcoe County. The chart below expands on approval projects.

Capital Projects Funded				
School:	Type of Construction	Proposed Opening	Allocated Funding	Status
W.C. Little E.S.	Addition	2007	\$629,341	Complete
Mapleview Heights	Addition	2007	\$755,958	Complete
Huron Park P.S.	Renovations and addition	2008	\$5,276,640	Complete
Bayview P.S.	Renovations and addition	2008	\$6,778,744	Complete
James Keating E.S.	Renovations and addition	2008	\$5,974,458	Complete
Regent Park P.S.	Renovations and addition	2008	\$8,047,505	Complete
Mundy's Bay P.S.	New Elementary School	2008	\$13,590,654	Complete
Bradford DHS	Renovations and addition	2008	\$5,392,934	Complete
Assikinack P.S.	Renovations and addition	2008	\$2,969,799	Complete
Allandale Heights P.S.	Renovations	2008	\$656,236	Complete
Hewitt's Creek P.S.	New Elementary School	2009	\$9,929,179	Complete
Lions Oval P.S.	New Elementary School	2010	\$11,981,116	Under Construction
Baxter Central P.S.	Renovations and addition	2009	\$4,182,807	Under Construction
Couchiching Heights P.S.	Renovations	2009	\$1,296,914	Under Construction
Ardagh North E.S.	New Elementary School	2010	\$10,613,491	Under Construction
Bear Creek S.S.	Renovations and addition	2010	\$8,288,494	Under Construction
Maple Grove P.S.	Addition	2010	\$2,218,710	Design Phase
Essa S.S.	New Secondary School	2011	\$23,945,334	Under Construction
Harriett Todd P.S.	Renovations	2011	\$4,943,598	Design Phase
Allandale Heights P.S.	Renovations	2011	\$594,391	Design Phase
Assikinack P.S.	Renovations	2011	\$594,390	Design Phase
Angus Morrison E.S.	Renovations and addition	2011	\$3,742,623	Design Phase
Andrew Hunter E.S.	Renovations	2011	\$392,304	Design Phase
Hillcrest (Barrie) P.S.	Renovations and addition	2011	\$3,285,216	Design Phase
Portage View P.S.	Renovations and addition	2011	\$4,530,951	Design Phase
Cookstown Central P.S.	Renovations and addition	2011	\$1,892,959	Design Phase
Tecumseth Beeton P.S.	Renovations and addition	2011	\$1,522,557	Design Phase
Total			\$144,027,303	

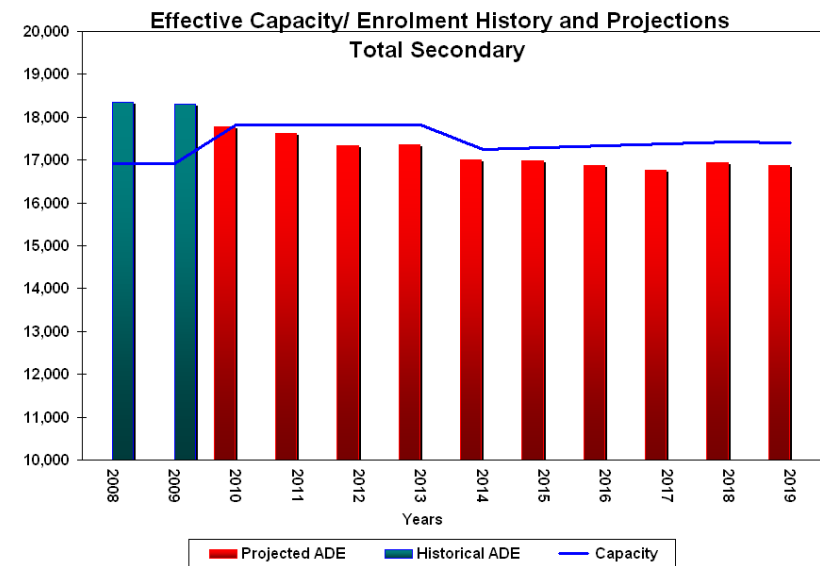
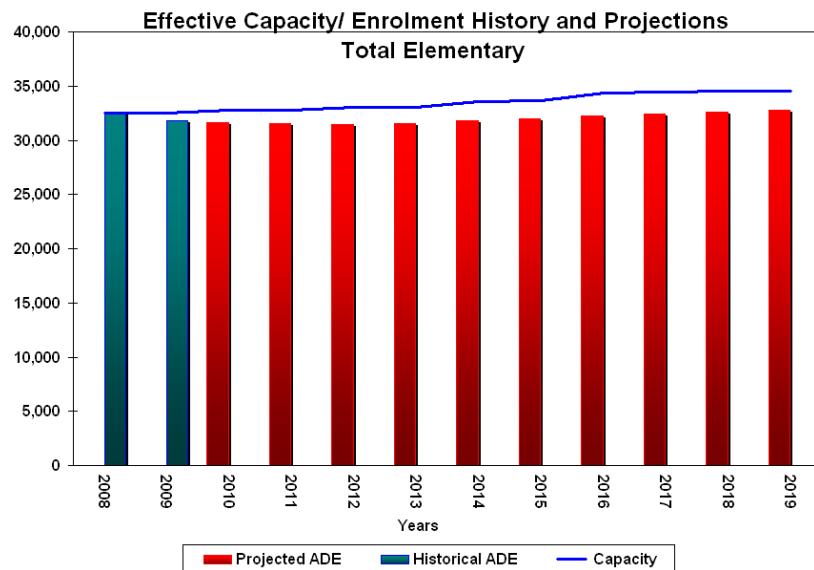
New Capital Projects:

The following Capital Priorities Projects require further funding from the Ministry. Since the Capital Plan Priorities template has not been opened for 2009, projects have not been prioritized. Staff will continue to pursue each project, and will provide updates to the Board if the Ministry requests prioritization and the Capital Plan will be updated.

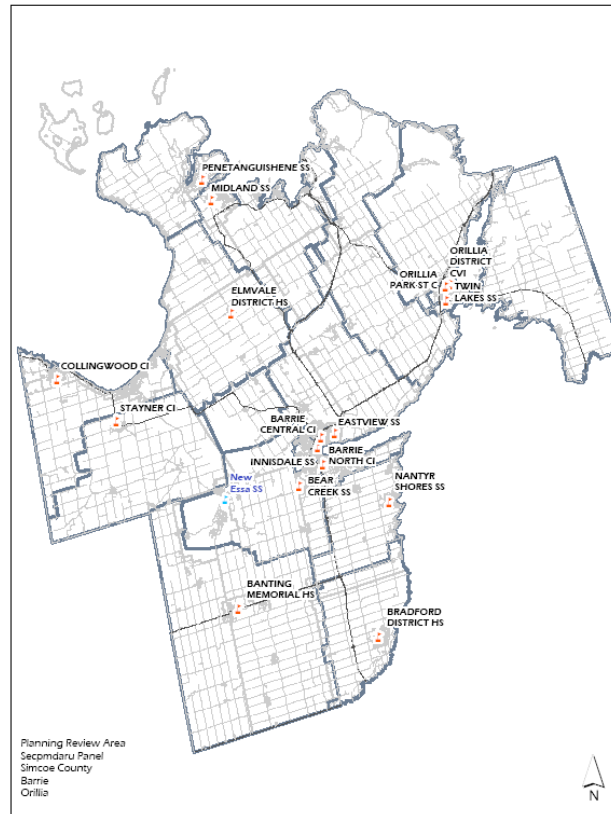
Proposed Capital Priorities Projects				
School:	Type of Construction	Proposed Opening	Estimated Benchmark Funding	Status
Alliston Union P.S.	New Elementary School	2012	\$7.0 million	Request Funding
Ardtree/Cumberland Beach P.	New Elementary School	2012	\$5.4 million	Request Funding
Bradford South P.S.	New Elementary School	2012	\$8.6 million	Request Funding
Fred C. Cook E.S.	New Elementary School	2012	\$7.6 million	Request Funding
Orillia Secondary School	New Secondary School	2014	\$30.4 million	Request Funding
Painswick South P.S.	New Elementary School	2012	\$9.5 million	Request Funding
Twin Secondary School	Renovations	2014	TBD	Request Funding
Total			\$68.5 million	

Capital Planning – Enrolment Summary

Total Enrolment	2008	2009	2010	2011	2012	2013	2014	2015	2016	2017	2018	2019
Elementary	32495	31837	31605	31537	31472	31536	31829	31978	32254	32408	32615	32805
Secondary	18356	18306	17768	17613	17340	17363	17002	16988	16881	16770	16938	16862
Learning Centre	353	391	391	391	391	391	391	391	391	391	391	391
Total	50851	50143	49373	49150	48811	48900	48831	48965	49135	49178	49554	49667



Capital Planning – Secondary Planning Review Area



There are 16 secondary schools serving the County. The secondary panel is reviewed as one review area. Information from the review area, provides the basis for study areas. It is these study areas that will ensure information is detailed enough to make recommendations.

Secondary Review Area – Simcoe County, Barrie, Orillia – Present Situation

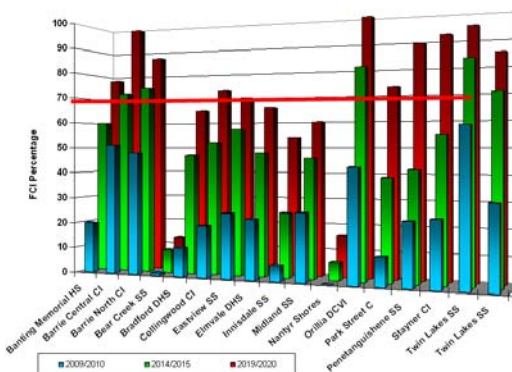


PS COMMUNITY FACTS:

- PS is comprised of all secondary schools in Simcoe County, Barrie, and Orillia. All trends currently facing each secondary school are determined by the over all growth or decline of the feeder elementary schools. Within the next five years, the enrolment of the secondary panel will decline, then will stabilize as elementary enrolment stabilizes.

Enrolment Projections FTE to 2019														
Secondary Enrolment	OTG 09	2008	2009	2010	2011	2012	2013	2014	2015	2016	2017	2018	2019	
Banting Memorial HS	1491	1766	1731	1669	1601	1541	1491	1463	1447	1363	1330	1321	1294	
Collingwood CI	1281	1339	1363	1326	1312	1329	1276	1230	1264	1203	1244	1278	1263	
Stayner CI	420	520	518	502	528	543	566	579	589	584	572	577	566	
Midland SS	1527	993	985	950	963	915	934	894	898	882	854	841	854	
Penetanguishene SS	705	578	533	484	472	449	486	487	473	476	452	446	447	
Orillia DCVI	933	932	920	872	807	783	778	768	752	784	806	808	824	
Park Street C	954	784	797	782	753	709	721	688	667	686	689	676	682	
Twin Lakes SS	966	937	905	823	756	759	734	768	777	765	748	736	707	
Elmvale DHS	357	569	542	528	541	526	522	512	524	518	516	539	538	
Barrie Central CI	1104	1032	1024	974	930	853	872	823	800	817	821	816	816	
Barrie North CI	1146	1292	1297	1267	1233	1188	1185	1150	1141	1144	1125	1107	1098	
Bear Creek SS	1407	1983	2026	1989	1699	1571	1349	1310	1330	1315	1269	1336	1288	
Eastview SS	1248	1482	1522	1496	1489	1455	1429	1384	1343	1334	1299	1278	1213	
Innisdale SS	1122	1686	1752	1786	1780	1793	1828	1792	1851	1845	1865	1942	1977	
Nantyr Shores SS	1152	1362	1362	1313	1287	1275	1296	1305	1302	1310	1303	1357	1363	
Bradford District HS	1113	1101	1029	1007	977	928	944	930	941	939	955	954	976	
New Essa SS		0	0	0	486	721	953	920	889	919	924	927	955	
Total Enrolment	16926			17768	17613	17340	17363	17002	16988	16881	16770	16938	16862	
Pupils Over/Under Capacity		1430	1380	842	-215	-488	-465	-239	-253	-360	-471	-303	-379	
* Capacity is amended in years 2011 (Essa SS) and 2014 consolidation of ODCVI & Park St.C.														

* Capacity is amended in years 2011 (Essa SS) and 2014 consolidation of ODCVI & Park St.C.



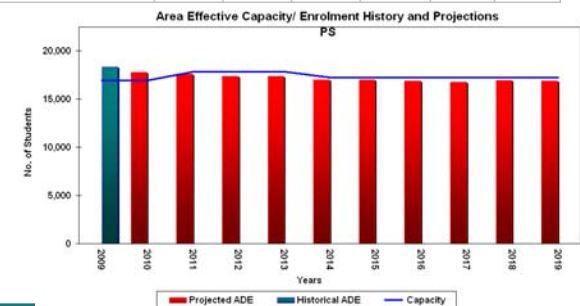
Facility Condition Index

SCHOOL FACTS:

- There are 16 secondary schools within the PS Area.
- Within the next five years, five schools will have a PTR rating.
- There is one school that has enrolment less than 75% of its capacity.
- There are three schools having enrolment greater than 125% of their capacity.

STRATEGIES FOR ACCOMMODATION REVIEW:

- Divide Planning Review Area PS into eight study areas
 - Within these study areas the following strategies may be used:
 - Attendance area reviews
 - Growth school
 - Prohibitive to Repair
 - School consolidations



Secondary Review Area – Current Project Status

School	Project(s)	Approval Source	Ministry Decision	Funding Source	Status
Bear Creek SS	Addition Renovations	2008 Board	Approved	Growth PCS	Under construction
Essa SS	New School	2008 Board	Approved	Growth	Under construction
Bradford DHS	Attendance Area Review	2008 Capital Plan	n/a	n/a	Under study To be completed by March 2010
Barrie Central CI	Replacement	2008 Priority Capital Project	Deferred - Not Approved	n/a	
Orillia Park St.	Replacement	2007 Capital Plan ARC A	n/a	n/a	Priority Capital Project to be submitted
Twin Lakes SS	Renovations	2007 Capital Plan ARC A	n/a	n/a	Priority Capital Project to be submitted

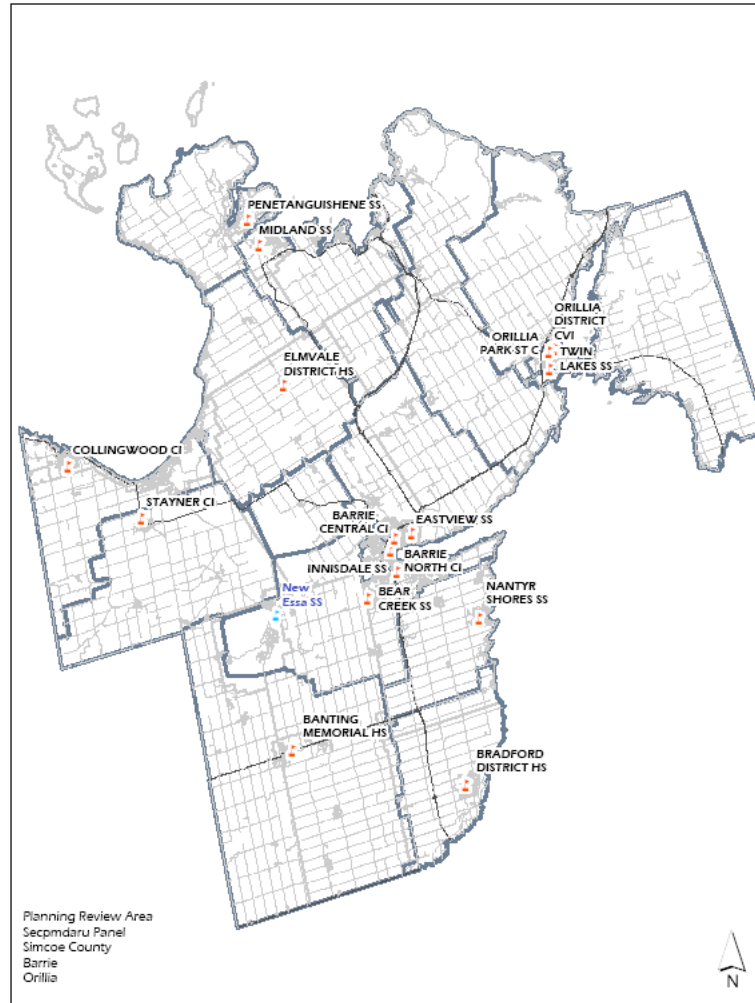
Secondary Study Areas

Orillia D.C.V.I.
Park Street C.
Twin Lakes S.S.
See Page 16

Bradford D.H.S.
Nantyr Shores S.S.
See Page 17

Banting Memorial H.S.
Bear Creek S.S.
Essa S.S.
Stayner C.I.
See Page 18

Barrie Central C.I.
Bear Creek S.S.
See Page 19



Barrie Central C.I.
Barrie North C.I.
Bear Creek S.S.
Eastview S.S.
Innisdale S.S.
See Page 20

Elmvale D.H.S.
Midland S.S.
Penetanguishene S.S.
See Page 21

Innisdale S.S.
Nantyr Shores S.S.
Growth School
See Page 22

Orillia D.C.V.I.
Park Street C.
See Page 23

Orillia D.C.V.I., Park Street C., and Twin Lakes S.S. 1SA



SECONDARY SCHOOL FACTS:

Orillia D.C.V.I.

- Enrolment is stable, at 99% of its capacity.
- FCI reaches PTR in the next five years.

Park Street C.

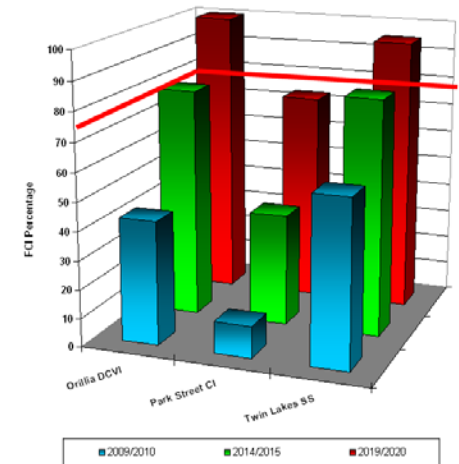
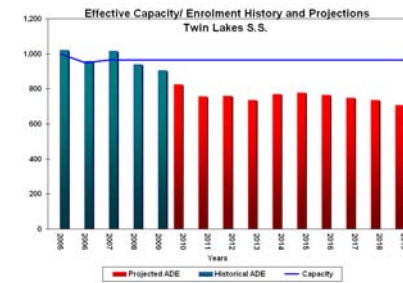
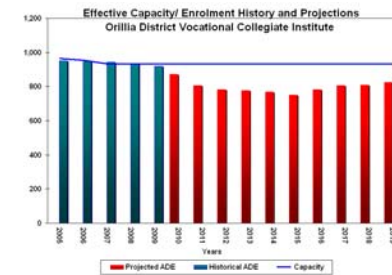
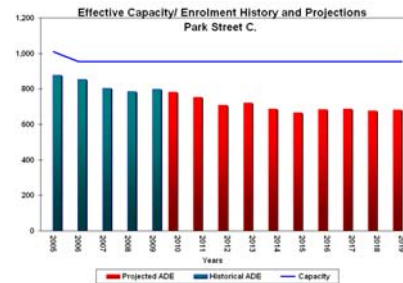
- Enrolment is declining, at 84% of its capacity.
- FCI reaches PTR in the next ten years.

Twin Lakes S.S.

- Enrolment is stable, at 94% of its capacity.
- FCI reaches PTR in the next five years.

ORILLIA DEVELOPMENTS

- Orillia has low pupil yielding developments due to tenure of residences, resulting in a decline of pupil enrolment. There is a need to monitor the growth in this area to determine future pupil yields. In the long-term, enrolment becomes stable, however, the schools continue to be under capacity.



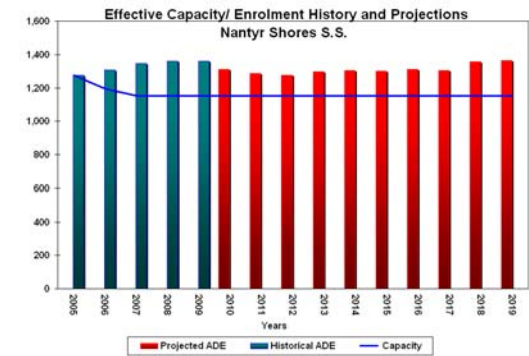
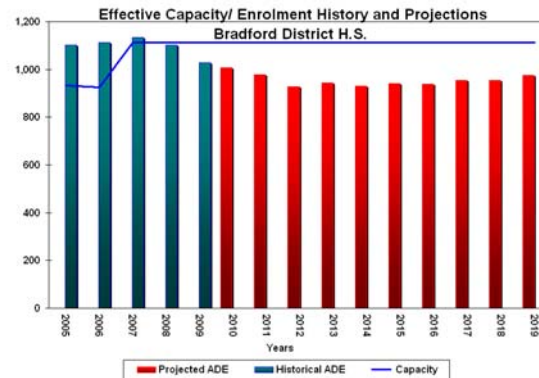
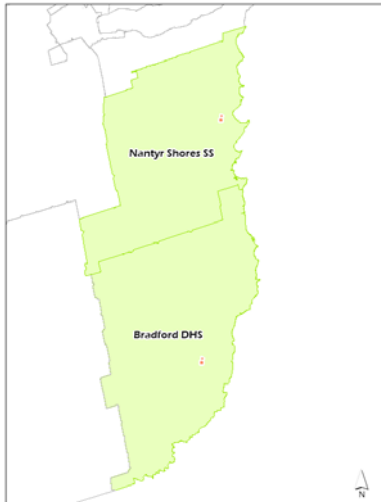
Current Strategy:

- Attendance Area Review, commence Spring 2010 as per ARC A.

Bradford D.H.S., Nantyr Shores S.S. 1SB

SOUTH EAST SIMCOE DEVELOPMENTS

- Growth in this area is increasing. Greenfield developments will continue to increase in secondary pupil generation.



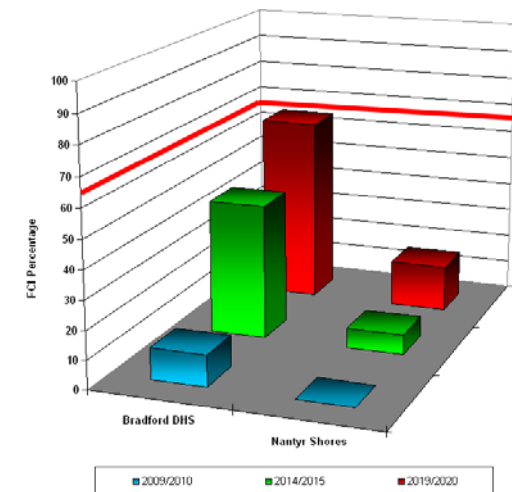
SECONDARY SCHOOL FACTS:

Bradford D.H.S.

- Enrolment is declining, at 92% of its capacity.
- FCI reaches PTR in the next ten years.

Nantyr Shores S.S.

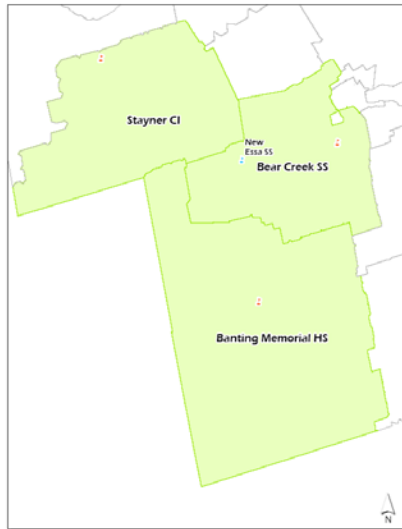
- Enrolment is stable, at 156% of its capacity.
- No FCI concerns.



Current Strategy:

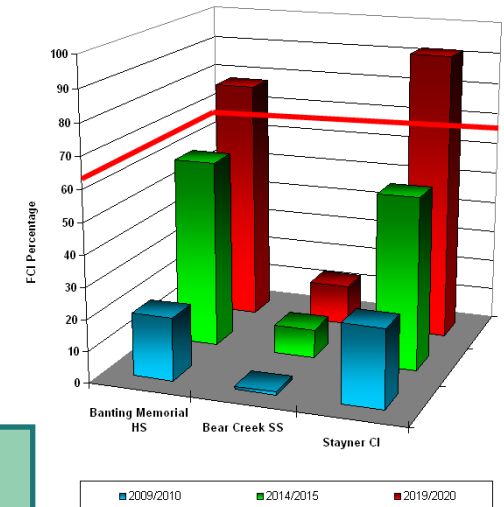
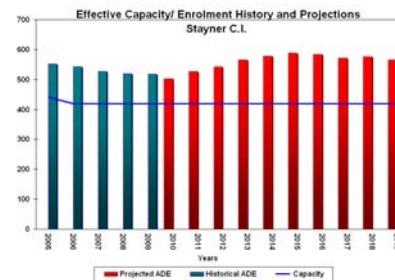
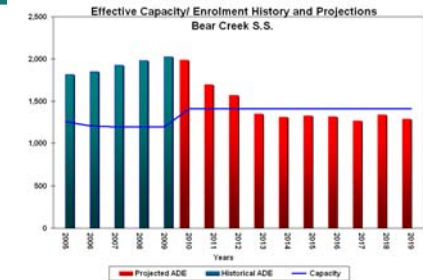
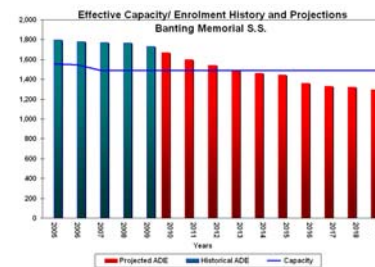
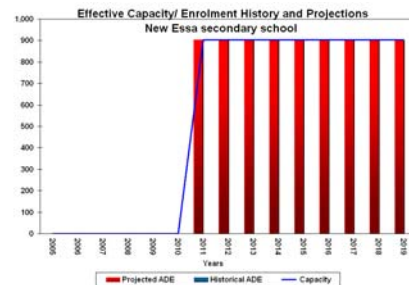
- Attendance Area Review approved in the 2008 Capital Plan, study to begin Winter 2009

Banting Memorial H.S., Bear Creek S.S., Essa SS and Stayner C.I. 1SC



SOUTH/CENTRAL WEST SIMCOE AND WEST BARRIE DEVELOPMENTS

- Growth in this area is increasing. Greenfield developments will continue to increase secondary pupil generation.



SECONDARY SCHOOL FACTS:

Banting Memorial H.S.

- Enrolment is declining, at 116% of its capacity.
- FCI reaches PTR in the next ten years.

Bear Creek S.S.

- Enrolment is stable, at 144% of its capacity.
- No FCI concerns.

Stayner C.I.

- Enrolment is increasing, at 123% of its capacity.
- FCI reaches PTR in the next ten years.

Current Strategy:

- Growth School business case approved by the Ministry of Education
- Attendance Area Review, Winter 2010

Essa Secondary School:

- Opening date proposed for 2011 - under construction
- Benchmark funding source:

Growth School: \$21,379,757

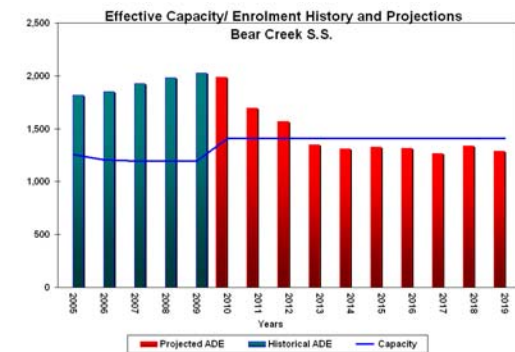
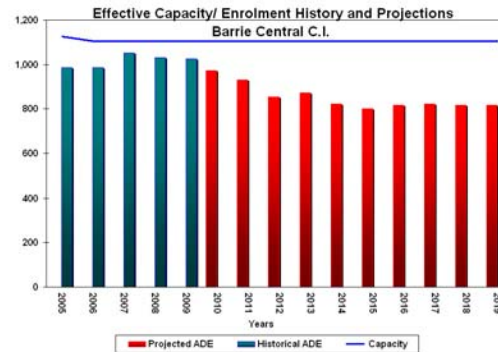
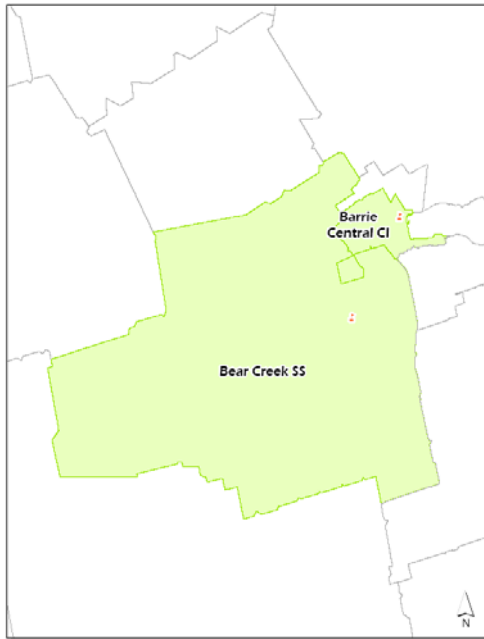
New Sec school: \$2,565,578

equipment fund

Barrie Central C.I. and Bear Creek S.S. 1SD

SOUTH/CENTRAL EAST SIMCOE AND SOUTH/EAST BARRIE DEVELOPMENTS

- Growth in this area is on the incline. Greenfield developments will continue increasing in secondary pupil generation.



SECONDARY SCHOOL FACTS:

Barrie Central C.I.

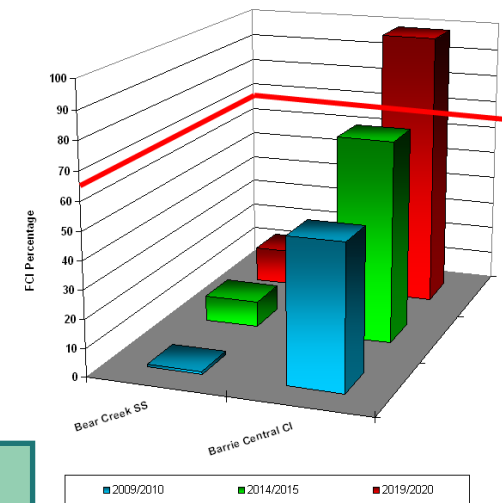
- Enrolment is declining, at 93% of its capacity.
- FCI reaches PTR in the next five years.

Bear Creek S.S.

- Enrolment is stable, at 144% of its capacity.
- No FCI concerns.

Current Strategy:

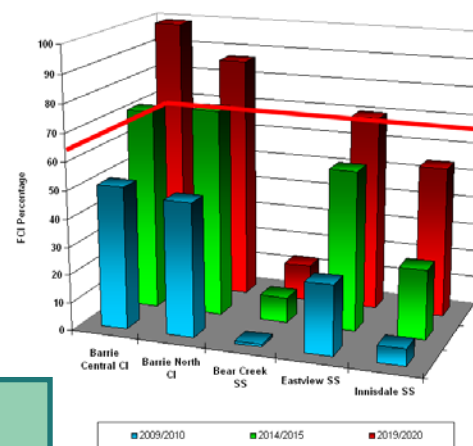
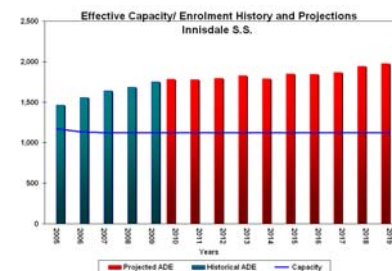
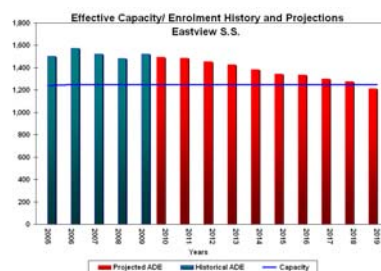
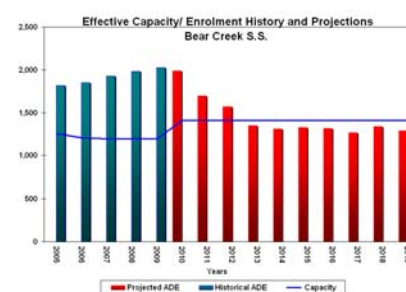
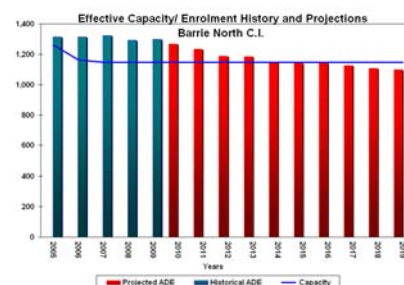
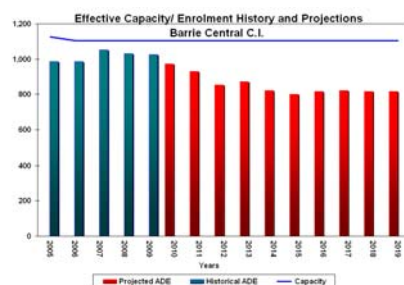
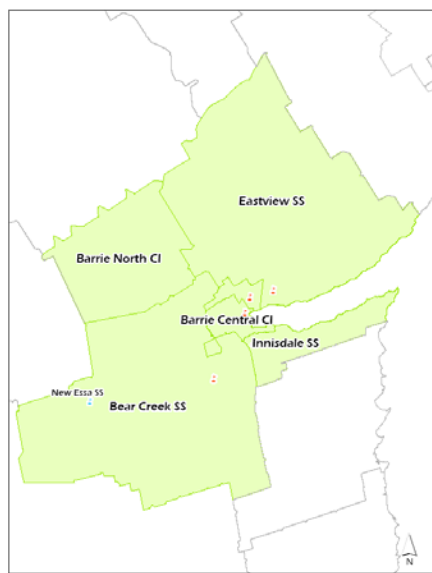
- Attendance Area Review, commence Winter 2010



Barrie Central C.I., Barrie North C.I., Bear Creek S.S., Eastview S.S. and Innisdale S.S. 1SE

SOUTH/CENTRAL EAST SIMCOE AND SOUTH/EAST BARRIE DEVELOPMENTS

- Growth in this area is on the incline. Greenfield developments will continue increasing in secondary pupil generation.



SECONDARY SCHOOL FACTS:

Barrie Central C.I.

- Enrolment is declining, at 93% of its capacity.
- FCI reaches PTR in the next five years.

Barrie North C.I.

- Enrolment is declining, at 113% of its capacity.
- FCI reaches PTR in the next five years.

Bear Creek S.S.

- Enrolment is stable, at 144% of its capacity.
- No FCI concerns.

Eastview S.S.

- Enrolment is declining, at 122% of its capacity.
- FCI reaches PTR in the next 10 years.

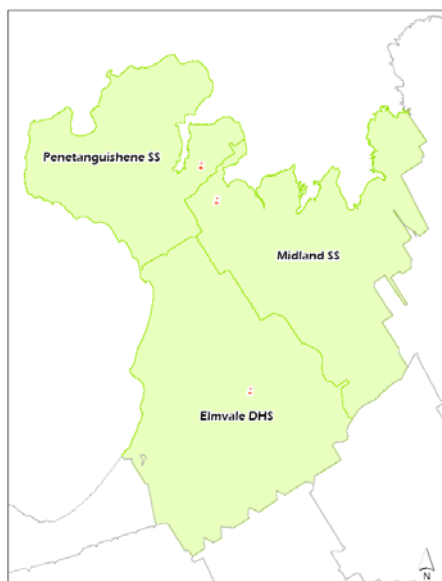
Innisdale S.S.

- Enrolment is increasing, at 156% of its capacity.
- FCI reaches critical in the next ten years.

Current Strategy:

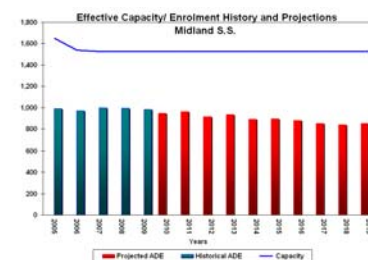
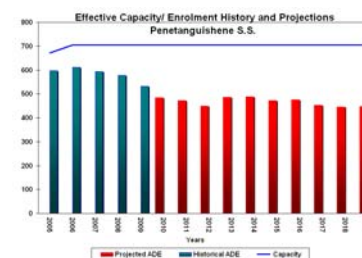
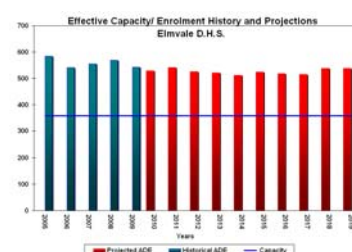
- Pupil Accommodation Review, commence fall 2010
- Emergency Preparedness Plan

Elmvale D.H.S., Midland S.S., and Penetanguishene S.S. 1SF



NORTH SIMCOE DEVELOPMENTS

- Limited residential growth that yields students is occurring within northwest Simcoe County. Growth is directed to serviced urban settlement areas, however, limited servicing is available within these communities. In addition, these communities are transitioning to empty nesters and recreational developments, resulting in a decline of pupil yields. Provincial land use policies have limited rural development, specifically land severances and estate residential development resulting in declining pupil yields.



SECONDARY SCHOOL FACTS:

Elmvale D.H.S.

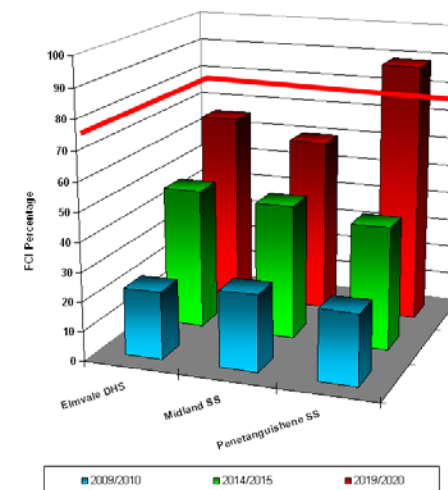
- Enrolment is stable, at 152% of its capacity.
- FCI reaches PTR in the next ten years.

Midland S.S.

- Enrolment is declining, at 64% of its capacity.
- FCI reaches critical in the next five years.

Penetanguishene S.S.

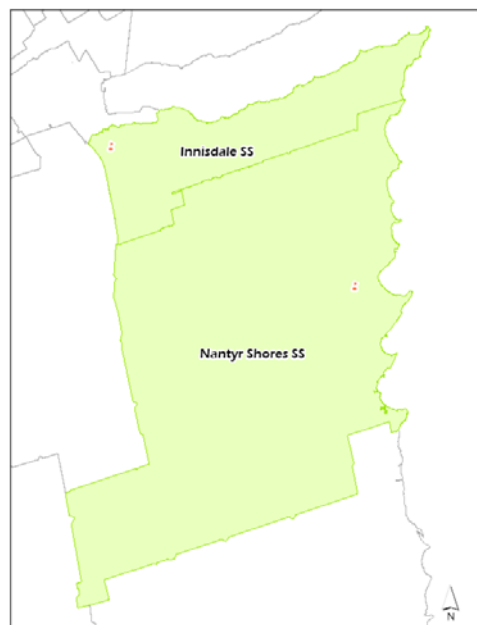
- Enrolment is declining, at 76% of its capacity.
- FCI reaches PTR in the next ten years.



Current Strategy:

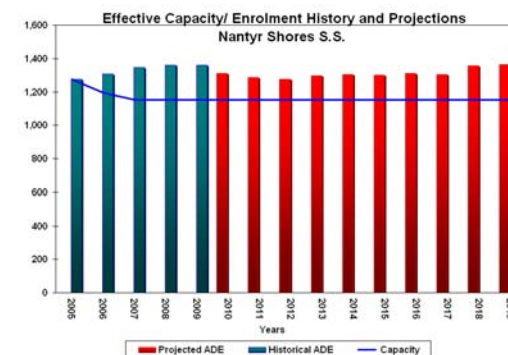
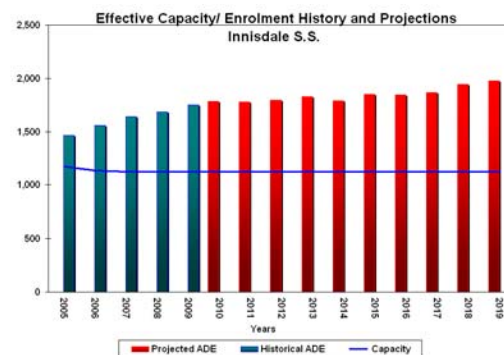
- Investigate community partnerships
- Attendance Area review
- Monitor projections

Innisdale S.S. and Nantyr Shores S.S. and Growth School 1SG



SOUTH/CENTRAL EAST SIMCOE AND SOUTH/EAST BARRIE DEVELOPMENTS

- Growth in this area is increasing. Greenfield developments will continue to increase in secondary pupil generation.



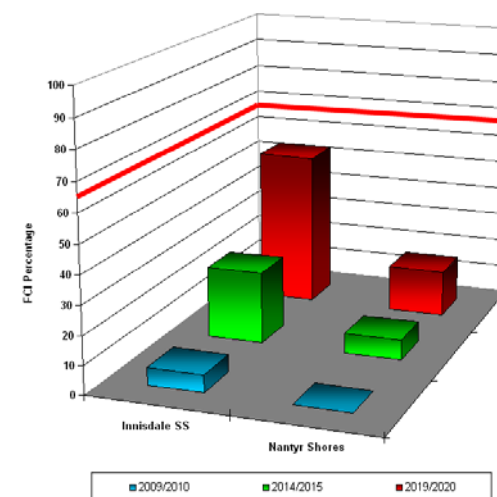
SECONDARY SCHOOL FACTS:

Innisdale S.S.

- Enrolment is increasing, at 156% of its capacity.
- FCI reaches critical in the next ten years.

Nantyr Shores S.S.

- Enrolment is stable, at 118% of its capacity.
- No FCI concerns.



Current Strategy:

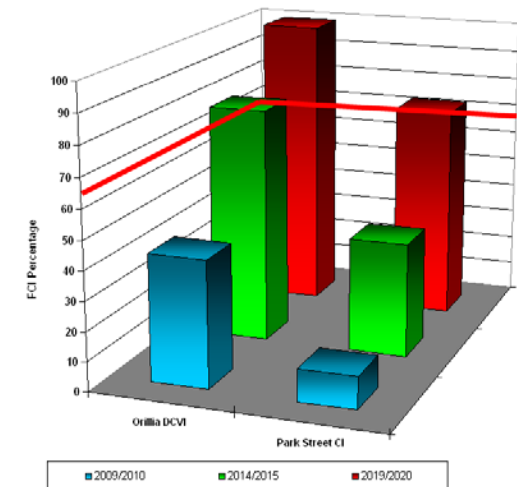
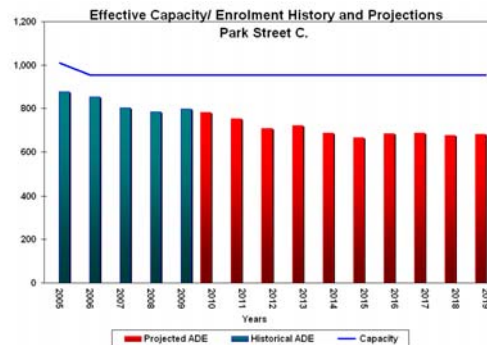
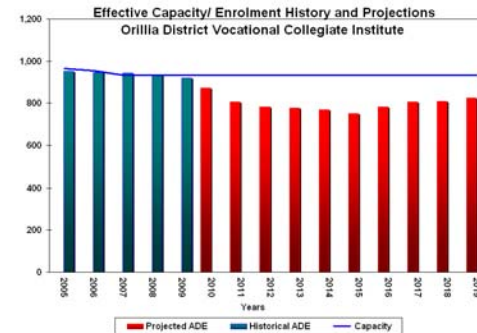
- Growth school business case when justified.

Orillia D.C.V.I. and Park Street C. 1SH



ORILLIA DEVELOPMENTS

- Orillia has low pupil yielding developments due to tenure of residences, resulting in a decline of pupil enrolment. There is a need to monitor the growth in this area to determine future pupil yields. In the long-term, enrolment becomes stable, however, the schools continue to be under capacity.



SECONDARY SCHOOL FACTS:

Orillia D.C.V.I.

- Enrolment is stable, at 99% of its capacity.
- FCI reaches PTR in the next five years.

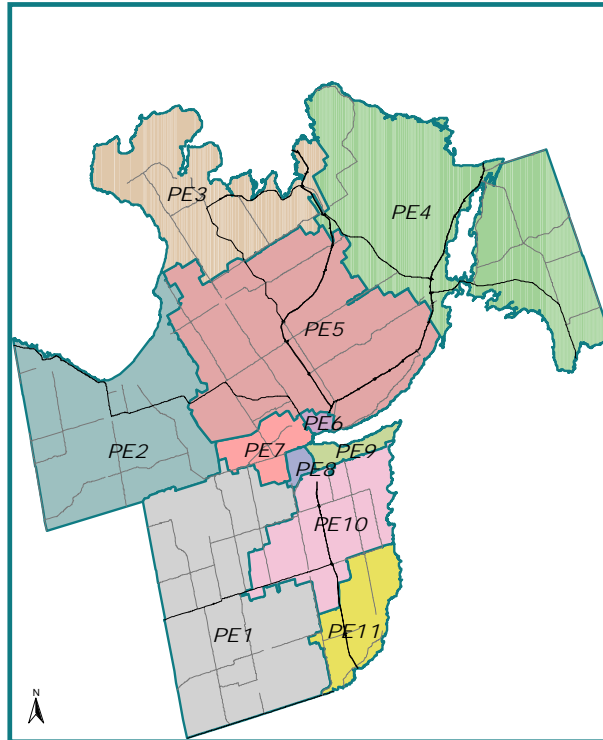
Park Street C.

- Enrolment is declining, at 84% of its capacity.
- FCI reaches PTR in the next ten years.

Current Strategy:

- Submit business case to Ministry under the Capital Priorities Template, when available
- Consolidate School
- Opening dated proposed for 2014.
- Benchmark funding for a 1200 pupil place school, plus the inclusion of non EDC'able site costs and demolition:
Estimated benchmark funding: \$ 30.4 million

Capital Planning – Elementary Planning Review Areas



There are 89 elementary schools serving the County divided into 11 review areas. Review areas enable the analysis of demographic and enrolment data on a smaller scale. This ensures that trends within a grouping of schools can be recognized, and provides a consistent long-term strategy for an area. Capital Planning uses the information from each of these review areas and recommends study areas. It is these study areas that will ensure information is detailed enough to make recommendations.

Elementary Review Area 1 – Adjala-Tosorontio, CFB Borden, Essa, New Tecumseth – Present Situation



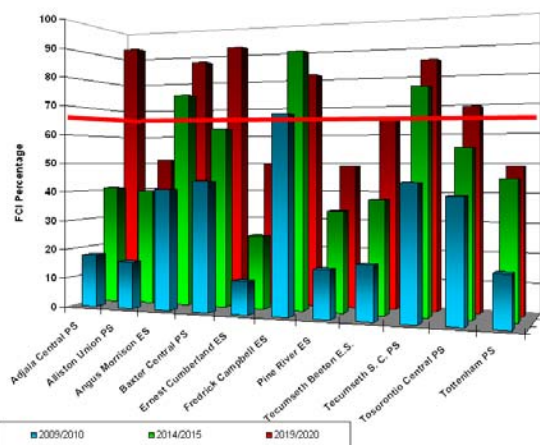
PE COMMUNITY FACTS:

- PE1 is comprised of a large rural area with several small communities. There are three urban settlement areas where growth is being directed: Alliston, Tottenham and Angus. The Board has designated two elementary school sites in Alliston and one in each of Angus and Tottenham to accommodate growth.
- Rural school enrolments will decline due to provincial land use policies which limit rural development, specifically land severances and estate residential development.
- CFB Borden has transitioned from a residential base to a training facility, resulting in a significant decline in pupils.

Enrolment Projections FTE to 2019

Elementary Enrolment	OTG 09	2008	2009	2010	2011	2012	2013	2014	2015	2016	2017	2018	2019
Adjala Central P.S.	325	299	292	278	265	239	229	224	219	220	226	225	229
Alliston Union P.S.	492	564	520	486	461	436	414	405	399	394	388	393	395
Angus Morrison E.S.	343	334	327	423	448	475	498	530	540	554	572	584	580
Baxter Central P.S.	345	387	360	343	328	317	310	309	315	308	304	309	309
Ernest Cumberland E.S.	469	523	550	608	636	653	670	677	715	740	749	754	761
Frederick Campbell E.S.	418	103	100	0	0	0	0	0	0	0	0	0	0
Pine River E.S.	222	337	311	302	288	268	263	258	264	266	272	284	294
Tecumseth Beeton E.S.	461	457	430	490	472	458	455	457	441	436	446	446	457
Tecumseth North E.S.	107	129	112	0	0	0	0	0	0	0	0	0	0
Tecumseth South Central P.S.	259	210	224	220	223	221	221	225	218	221	213	211	208
Tosorontio Central P.S.	314	413	413	416	409	407	420	401	406	401	407	401	401
Tottenham P.S.	325	352	329	308	303	298	287	289	282	291	291	291	304
Total Enrolment	4080			3874	3833	3772	3769	3774	3798	3830	3867	3899	3939
Pupils Over/Under Capacity		27	-116	217	176	198	195	200	224	256	293	325	365

* Capacity is amended in years 2010 (Tec Beeton addition & Tec North closure, Angus Morrison addition & Frederick Campbell closure) and 2012 (Alliston Union replacement)



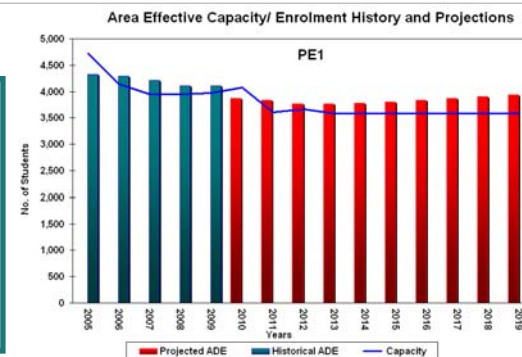
Facility Condition Index

SCHOOL FACTS:

- There are 12 elementary schools within PE Area 1.
- Three elementary schools will reach a PTR rating in the next five years.
- There is one school that has enrolment less than 75% of its capacity.
- There are two schools that have enrolment greater than 125% of their capacity.
- There are two schools that have less than 200 pupils.

STRATEGIES FOR ACCOMMODATION REVIEW:

- Divide Planning Review Area 1 into 3 study areas
 - Within these study areas the following strategies may be used:
 - Prohibitive to Repair
 - School consolidations
 - Growth school
 - Attendance area reviews



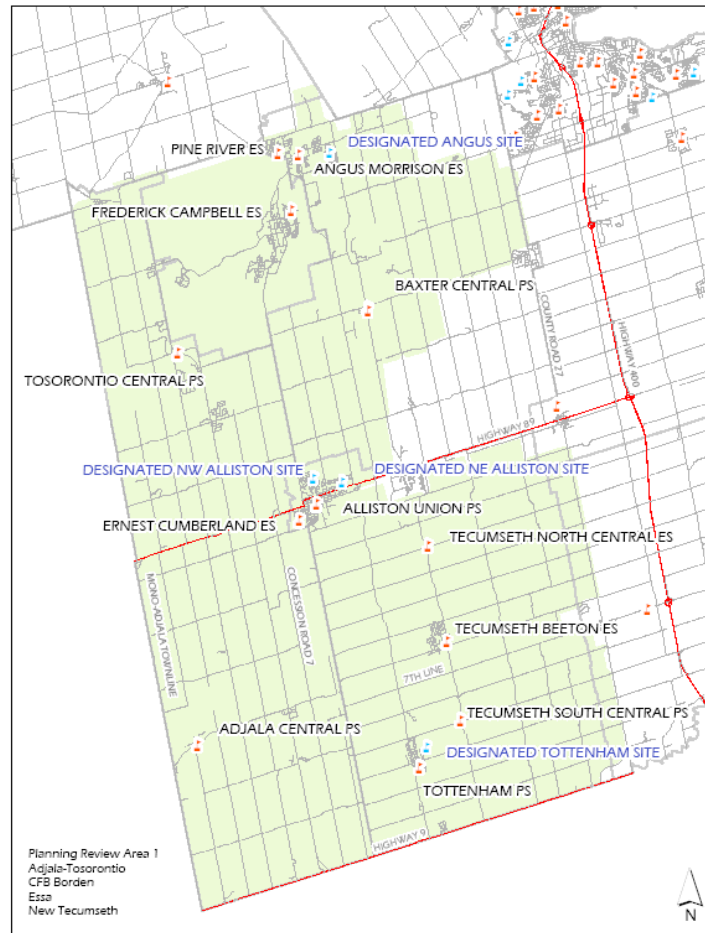
Elementary Review Area 1 - Current Project Status

School	Project(s)	Approval Source	Ministry Decision	Funding Source	Status
Alliston Union PS	Replacement	2007 Capital Plan ARC D			Priority Capital Project to be submitted
Angus Morrison ES	Addition Renovations	PTR from Frederick Camp	Approved	PCS	Under design
Baxter Central PS	Addition Renovations	PTR	Approved	PCS Energy Efficiency	Under construction
Frederick Campbell ES	Consolidation	2008 Priority Capital Proje	Approved		Students transfer to Angus Morrison in September 2010
Tecumseth Beeton ES	Addition Renovations	2007 Capital Plan ARC D	Approved	PCS	Under design Students to transfer from Tecumseth North September 2010
Tecumseth North PS	Consolidation	2007 Priority Capital Project ARC D	n/a	n/a	Students transfer to Cookstown C. PS and Tecumseth Beeton ES September 2010

Elementary Review Area 1 – Adjala-Tosorontio, CFB Borden, Essa, New Tecumseth – Study Areas:

Alliston Union P.S.
See Page 28

Ernest Cumberland E.S.
Growth School
See Page 29

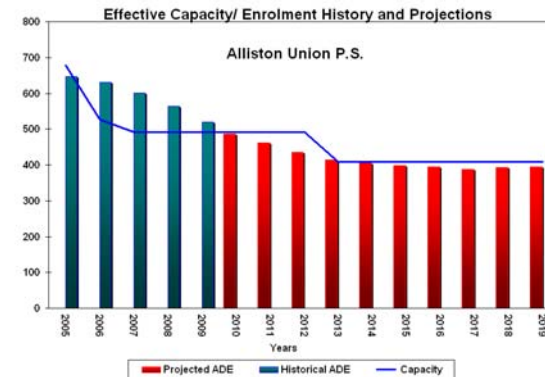


Tecumseth South Central P.S.
Tottenham P.S.
Sir William Osler P.S. (PE11)
See Page 30

Alliston Union P.S. 1EA

ALLISTON COMMUNITY DEVELOPMENT

- Alliston has had continuous growth over the past 10 years. A secondary plan has been approved with servicing. This development will continue to generate pupils. The Board has two elementary school sites designated.



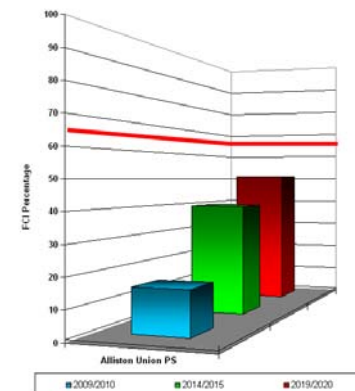
ELEMENTARY SCHOOL FACTS:

Alliston Union P.S.:

- Enrolment is declining, at 106% of its capacity.
- FCI reaches critical in the next five years.
- Learning environment requires review.

Current Strategy:

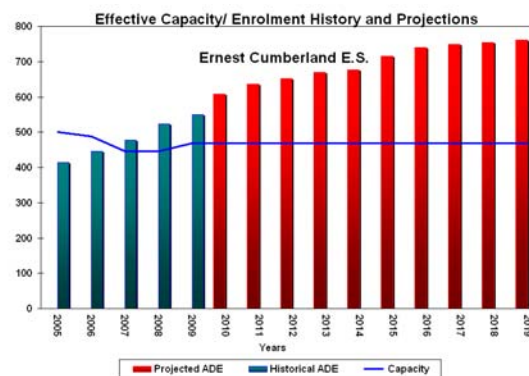
- Replacement school business case, as per ARC D
- Estimated benchmark funding: \$ 7.0 million



Ernest Cumberland E.S. and Growth School 1EB

ALLISTON COMMUNITY DEVELOPMENT

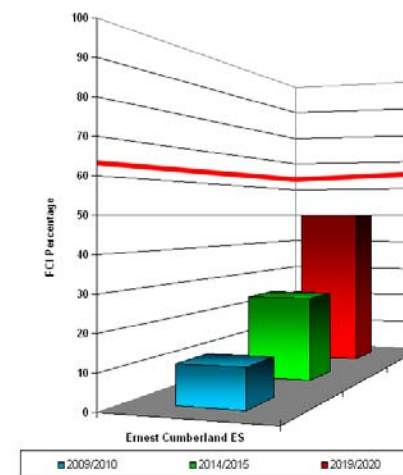
- Alliston has had continuous growth over the past 10 years. A secondary plan has been approved with servicing. This development will continue to generate pupils. The Board has two elementary school sites designated.



ELEMENTARY SCHOOL FACTS:

Ernest Cumberland E.S.:

- Enrolment is increasing, at 117% of its capacity.
- No FCI concerns within the next five years.



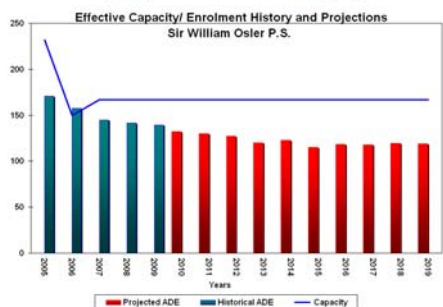
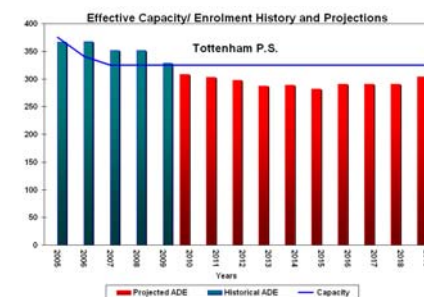
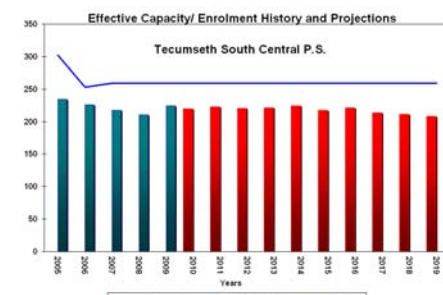
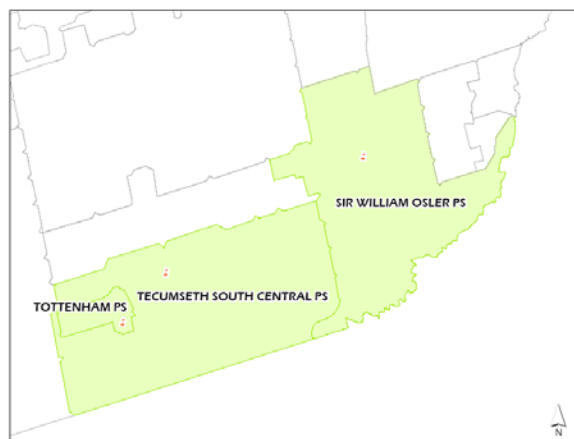
Current Strategy:

- Monitor pupil growth in the area
- Growth school business case when justified

Tecumseth South Central P.S., Tottenham P.S., and Sir William Osler P.S. 1EC

NEW TECUMSETH DEVELOPMENT

- The Town of New Tecumseth limits rural land use severances and estate residential development. This directly affected new pupil generation. Growth has been directed to settlement areas.



ELEMENTARY SCHOOL FACTS:

Tecumseth South Central P.S.

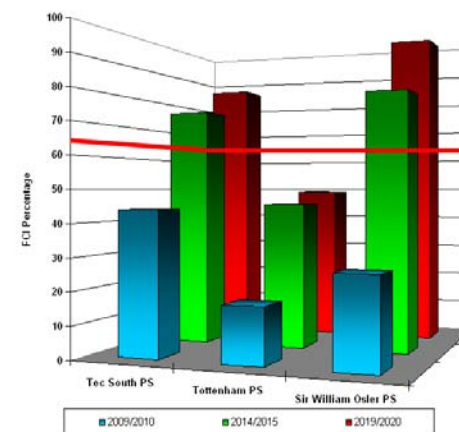
- Enrolment is stable, at 86% of its capacity.
- FCI reaches PTR in the next five years.

Tottenham P.S.

- Enrolment is declining, at 101% of its capacity.
- FCI reaches critical in the next five years.

Sir William Osler P.S.

- Enrolment is declining, at 84% capacity.
- FCI reaches PTR in the next five years.



Current Strategy:

- Accommodation review
- Monitor declining enrolment and FCI pressures

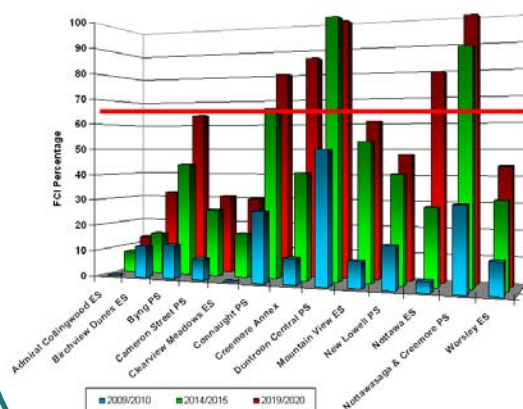
Elementary Review Area 2 – Clearview, Collingwood, Wasaga Beach – Present Situation



PE COMMUNITY FACTS:

- PE2 is comprised of a large rural area with several small communities. There are four urban settlement areas where growth is being directed: Stayner, Creemore, Collingwood and Wasaga Beach. The Board has designated two elementary school sites and one secondary school site in Wasaga Beach to accommodate growth. Rural schools are or will be on the decline due to provincial land use policies which limit rural development, specifically land severances and estate residential development.
- Wasaga Beach and Collingwood have been transitioning into retirement, empty nester communities resulting fewer students. School enrolment has remained stable, despite the increase in residential units.

Enrolment Projections FTE to 2019													
Elementary Enrolment	OTG 09	2008	2009	2010	2011	2012	2013	2014	2015	2016	2017	2018	2019
Admiral Collingwood ES	507	319	340	338	335	327	324	319	327	335	320	305	300
Birchview Dunes ES	561	660	652	640	633	613	610	616	606	607	588	593	603
Byng PS	291	300	287	296	292	280	286	285	285	295	306	302	318
Cameron Street PS	357	350	319	315	315	293	299	295	289	293	300	301	306
Clearview Meadows ES	201	201	194	200	207	217	224	232	241	244	252	257	255
Connaught PS	297	282	269	249	243	240	251	258	266	275	272	281	292
Duntroon Central PS	121	93	85	87	86	85	85	85	83	84	84	82	82
Mountain View ES	279	370	387	411	447	475	499	528	540	552	556	560	552
New Lowell Central PS	233	294	298	288	288	279	276	272	260	241	250	247	246
Nottawa ES	210	259	246	245	238	231	230	236	235	232	237	239	253
Nottawasaga/Creemore PS	279	234	226	231	222	216	215	215	216	213	221	223	223
Worsley ES	417	459	448	442	443	437	436	446	452	461	457	466	465
Total Enrolment	3753			3743	3751	3692	3733	3786	3800	3834	3841	3858	3895
Pupils Over/Under Capacity		66	-6	-10	-2	-61	-20	33	47	81	88	105	142



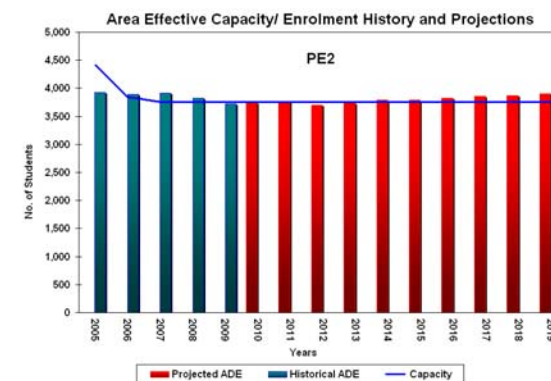
Facility Condition Index

SCHOOL FACTS:

- There are 12 elementary schools within PE Area 2.
- Three elementary schools will reach a PTR rating in the next five years.
- There are two schools that have enrolment less than 75% of its capacity.
- There are two schools that have enrolment greater than 125% of its capacity.
- There are two schools that have less than 200 pupils.

STRATEGIES FOR ACCOMMODATION REVIEW:

- Divide Planning Review Area 2 into 2 study areas.
 - Within these study areas the following strategies may be used:
 - School consolidation
 - Attendance area reviews
 - Prohibitive to Repair

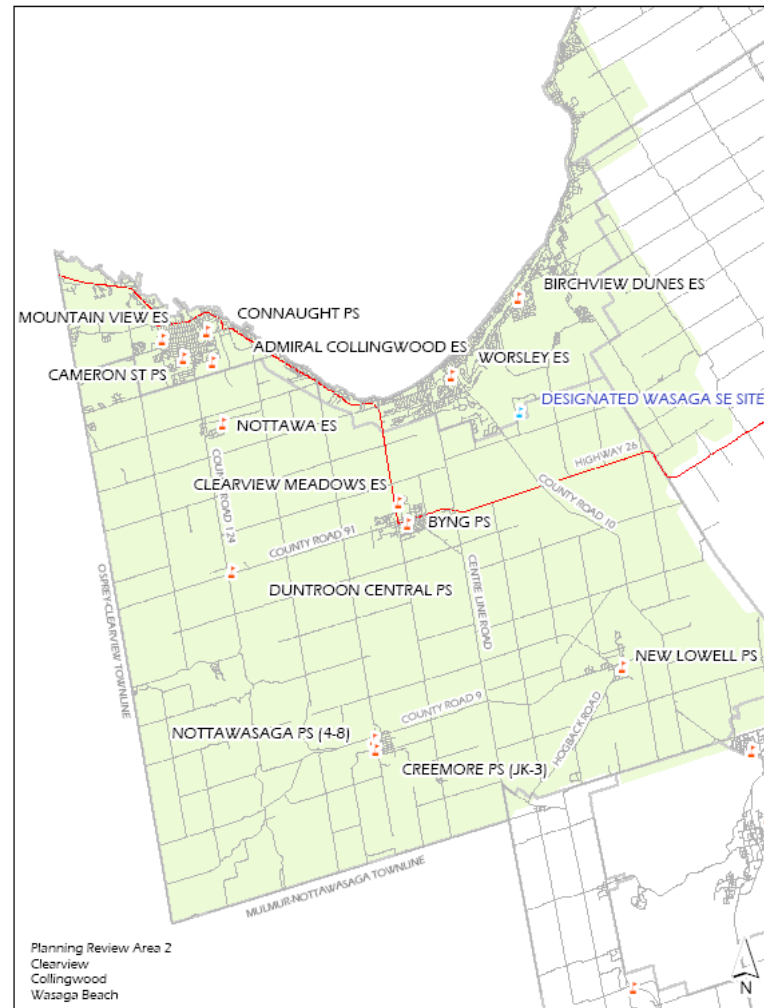


Elementary Review Area 2 - Current Project Status

School	Project(s)	Approval Source	Ministry Decision	Funding Source	Status
Admiral Collingwood ES	Attendance Area Review	2008 Capital Plan			Under Study
Cameron Street SP	Attendance Area Review	2008 Capital Plan			Under Study
Connaught PS	Attendance Area Review	2008 Capital Plan			Under Study
Mountain View ES	Attendance Area Review	2008 Capital Plan			Under Study
Byng PS	ARC E	2007 Capital Plan			Under Study
Clearview Meadows ES	ARC E	2007 Capital Plan			Under Study
Duntroon Central PS	ARC E	2007 Capital Plan			Under Study
Nottawa Central ES	ARC E	2007 Capital Plan			Under Study
Nottawasaga/Creemore PS	ARC E	2007 Capital Plan			Under Study

Elementary Review Area 2 – Clearview, Collingwood, Wasaga Beach – Study Areas

Byng P.S.
Clearview Meadows E.S.
Duntroon Central P.S.
Nottawasaga/Creemore P.S.
Nottawa E.S.
See Page 34



Admiral Collingwood E.S.
Connaught P.S.
Mountain View E.S.
Cameron Street P.S.
Nottawa Central E.S.
Worsley E.S.
See Page 35

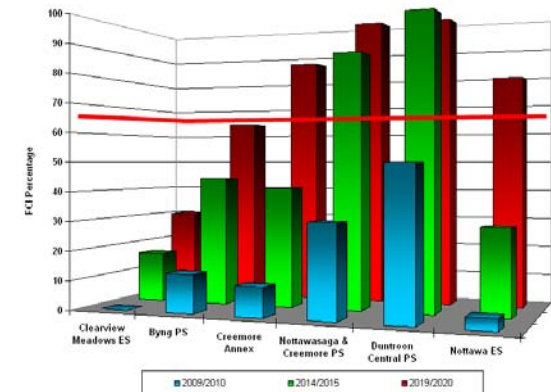
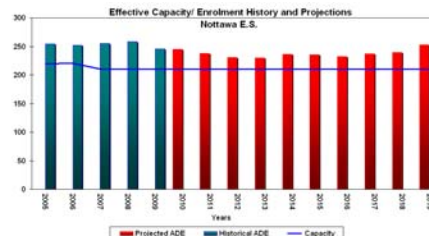
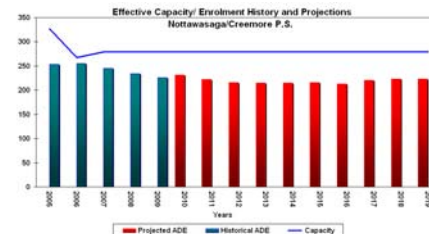
Byng P.S., Clearview Meadows E.S., Duntroon Central P.S., Nottawasaga/Creemore P.S. and Nottawa Central E.S.

2EA



TOWNSHIP OF CLEARVIEW DEVELOPMENT

- The Township is directing development to serviced communities. The County has allocated growth to settlement areas. This growth will stabilize pupil decline. Rural land use severances and estate residential development are minimized by provincial policy reducing rural pupil generation.



ELEMENTARY SCHOOL FACTS:

Byng P.S.

- Enrolment is stable, at 99% of its capacity.
- FCI reaches critical in the next five years.

Clearview Meadows E.S.

- Enrolment is increasing, at 97% of its capacity.
- No FCI concerns in the next five years.

Duntroon Central P.S.

- Enrolment is less than 100 students, at 70% of its capacity.
- FCI reaches PTR in the next five years.

Nottawasaga/Creemore P.S.

- Enrolment is decreasing, at 81% of its capacity.
- FCI reaches PTR in the next five years.

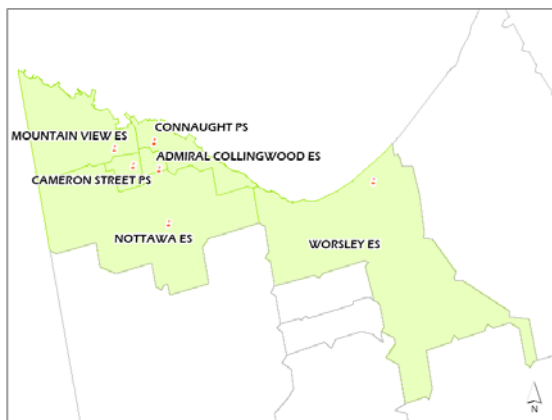
Nottawa E.S.

- Enrolment is decreasing, at 117% of its capacity.
- No FCI concerns.

Current Strategy:

- Pupil Accommodation Review, commence Fall 2010

Admiral Collingwood E.S., Connaught P.S., Cameron Street P.S., Mountain View E.S., Nottawa Central E.S. and Worsley E.S. 2EB



COLLINGWOOD AND WASAGA BEACH DEVELOPMENTS

- Collingwood and Wasaga Beach have been transitioning into low pupil yielding retirement communities.
- There are areas generating pupils, resulting in unbalanced student enrolment.

ELEMENTARY SCHOOL FACTS:

Admiral Collingwood E.S.

- Enrolment is stable, at 63% of its capacity.
- No FCI concerns in the next five years.

Cameron Street P.S.

- Enrolment is declining, at 89% of its capacity.
- No FCI concerns in the next five years.

Connaught P.S.

- Enrolment is declining, at 90% of its capacity.
- FCI reaches PTR in the next five years.

Mountain View E.S.

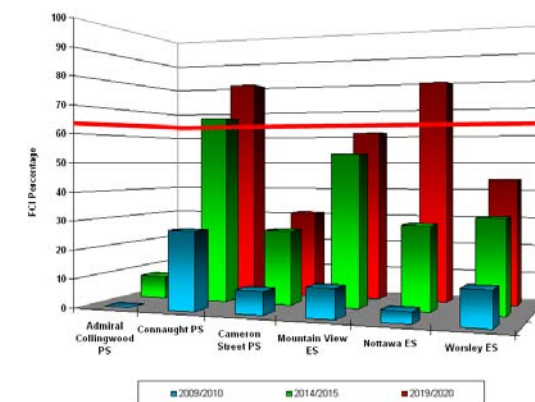
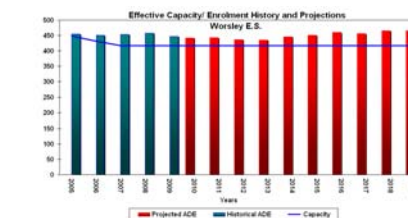
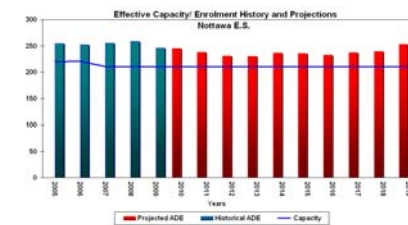
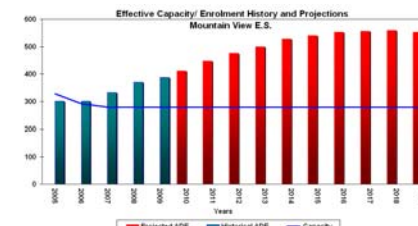
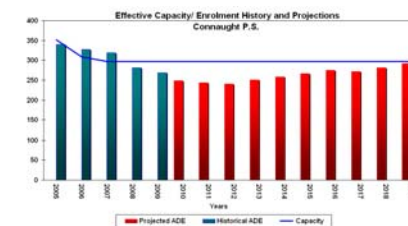
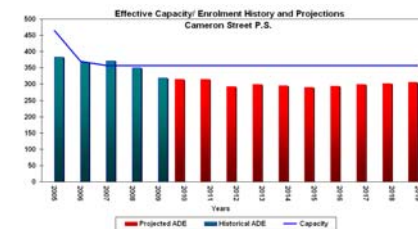
- Enrolment is increasing, at 139% of its capacity.
- FCI reaches critical in the next five years.
- Learning environment requires review.

Nottawa E.S.

- Enrolment is decreasing, at 117% of its capacity.
- No FCI concerns in the next five years.

Worsley E.S.

- Enrolment is stable, at 107% of its capacity.
- No FCI concerns in the next five years.



Current Strategy:

- Attendance area review currently being undertaken

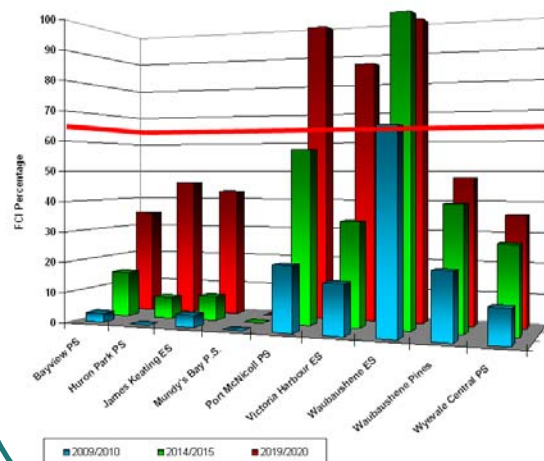
Elementary Review Area 3 – Tay, Tiny, Midland, Penetanguishene – Present Situation



PE COMMUNITY FACTS:

- PE3 is comprised of a large rural area with several communities. There are two urban settlement areas where growth is being directed: Midland and Penetanguishene. There are smaller settlement areas where infill is being encouraged: Port McNicoll, Waubashene and Victoria Harbour. The Board has no designated school sites in this review area. Rural schools are or will be on the decline due to provincial land use policies which limit rural development, specifically land severances and estate residential development.
- Communities along Georgian Bay are transitioning into retirement or seasonal residential communities. Student populations are on the decline in these communities.

Enrolment Projections FTE to 2019													
Elementary Enrolment	OTG 09	2008	2009	2010	2011	2012	2013	2014	2015	2016	2017	2018	2019
Bayview PS	380	364	355	347	346	342	332	336	319	320	319	321	319
Huron Park PS	412	390	366	374	385	376	369	357	362	361	364	352	338
James Keating ES	328	256	252	255	243	248	225	223	220	229	222	223	223
Mundy's Bay PS	449	387	372	356	349	349	344	341	359	355	365	375	363
Port McNicoll PS	279	197	183	162	164	162	166	162	157	153	145	150	148
Victoria Harbour ES	265	313	295	299	296	287	287	282	283	277	281	274	273
Waubashene ES	130	162	147	141	137	140	133	133	125	127	129	126	130
Wyevale Central PS	181	208	202	199	199	203	193	191	181	178	180	176	171
Total Enrolment	2424	2170	2134	2119	2105	2049	2025	2006	2001	2006	1997	1965	1965
Pupils Over/Under Capacity		-148	-255	-290	-305	-319	-375	-399	-418	-423	-418	-427	-459



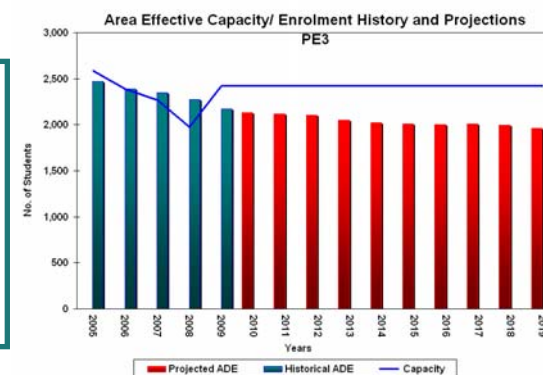
Facility Condition Index

SCHOOL FACTS:

- There are 8 elementary schools within PE Area 3.
- One elementary school reaches PTR in the next five years.
- There are two schools that have enrolment less than 75% of their capacity.
- There is one school that has enrolment greater than 125% of its capacity.
- There are two schools that have less than 200 pupils.

STRATEGIES FOR ACCOMMODATION REVIEW:

- Planning Review Area has only one study area.
 - Within this study area the following strategies may be used:
 - School consolidation
 - Attendance area reviews
 - Prohibitive to Repair



Elementary Review Area 3 - Current Project Status

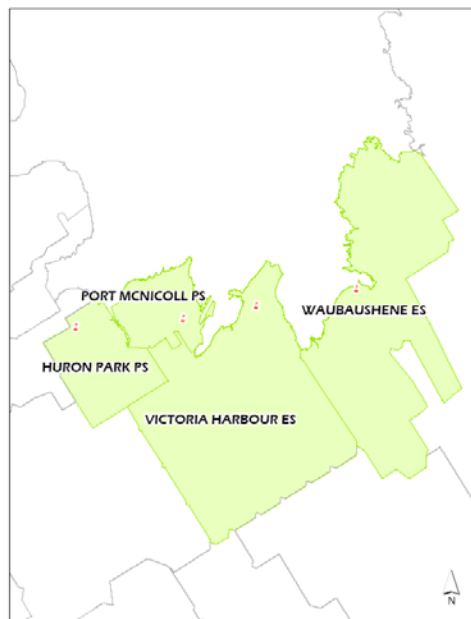
School	Project(s)	Approval Source	Ministry Decision	Funding Source
None				

Elementary Review Area 3 – Tay, Tiny, Midland, Penetanguishene – Study Areas

Huron Park P.S.
Port McNicoll P.S.
Victoria Harbour E.S.
Waubushene E.S.
See Page 39

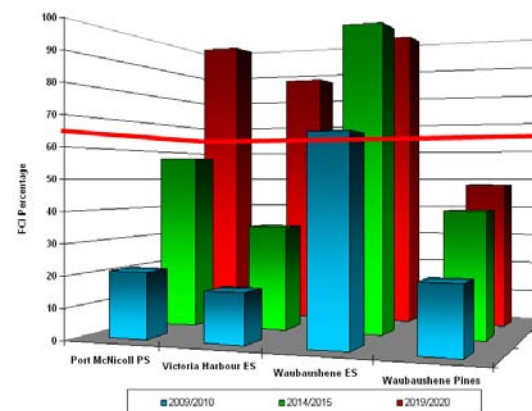
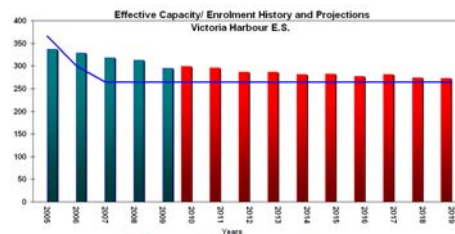
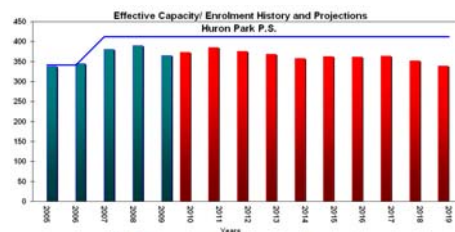


Huron Park P.S., Port McNicoll P.S., Victoria Harbour E.S. and Waubaushene E.S. 3EA



TINY AND TAY DEVELOPMENTS

• The Municipalities have been directing development to serviced communities. Servicing restraints have limited growth potential within these communities, reducing pupil generation. The rural area is transitioning into recreational/retirement communities. Rural land use severances and estate residential development are minimized by provincial policy reducing rural pupil yields.



ELEMENTARY SCHOOL FACTS:

Huron Park P.S.

- Enrolment is stable, at 89% of its capacity.
- No FCI concerns in the next five years.

Port McNicoll P.S.

- Enrolment is declining, at 65% of its capacity.
- FCI reaches critical in the next five years.

Victoria Harbour E.S.

- Enrolment is declining, at 111% of its capacity.
- FCI reaches critical in the next five years.

Waubaushene E.S.

- Enrolment is declining, at 113% of its capacity.
- FCI reaches PTR in the next five years.

Current Strategy:

- Pupil Accommodation Review
- Attendance area reviews
- Prohibitive to Repair
- Monitor declining enrolment and FCI pressures

Elementary Review Area 4 – Severn, Ramara, Orillia – Present Situation

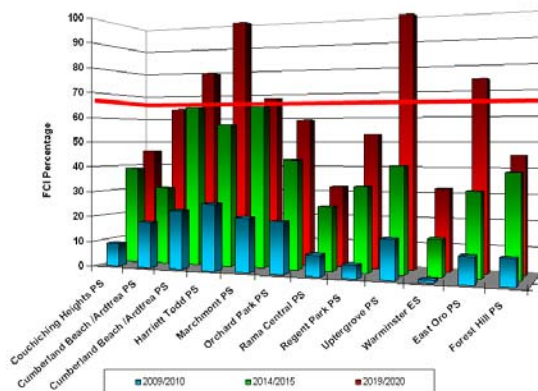


PE COMMUNITY FACTS

- PE4 is comprised of a large rural area and the City of Orillia. There are smaller settlement areas where infilling is being encouraged; Brechin, Cumberland Beach and Uptergrove. The Board has two designated school sites within the City of Orillia. Rural schools are or will be on the decline due to provincial land use policies which limit rural development, specifically land severances and estate residential development. The City of Orillia is attracting a mix of families, retirees, empty nesters and university students, resulting in stable elementary student enrolment. Cumberland Beach has recently received full municipal services.

Enrolment Projections FTE to 2019													
Elementary Enrolment	OTG 09	2008	2009	2010	2011	2012	2013	2014	2015	2016	2017	2018	2019
Artrea-Cumberland Beach PS	323	316	307	303	296	298	295	296	305	301	301	311	311
Brechin PS	259	195	178	184	175	173	173	173	170	170	163	161	163
Coldwater PS	325	331	325	323	310	299	289	283	287	272	266	264	264
Couchiching Heights PS	277	273	300	302	316	325	322	336	335	324	316	311	300
Harriett Todd PS	576	491	555	552	561	566	566	574	566	578	587	579	577
Lions Oval PS	443	0	408	401	398	407	417	414	429	436	423	423	420
Marchmont PS	316	316	324	321	316	315	313	311	301	307	301	297	295
Orchard Park PS	375	455	449	431	441	446	457	461	456	454	455	465	465
Rama Central PS	233	253	240	241	250	240	223	212	211	217	218	221	221
Regent Park PS	504	311	455	475	467	476	481	470	460	470	444	449	454
Uptergrove PS	233	259	250	245	238	232	224	222	222	223	222	222	222
Warminster ES	167	151	150	141	140	139	135	135	129	125	120	117	113
Total Enrolment	4031			3919	3908	3918	3894	3886	3873	3877	3815	3821	3807
Pupils Over/Under Capacity		523	350	-123	-82	-85	-109	-117	-130	-126	-188	-182	-196

* Capacity is amended in years 2010 (Couchiching Heights addition) and 2011 (Harriett Todd addition)



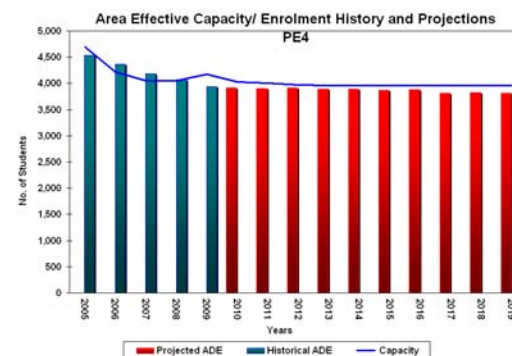
Facility Condition Index

SCHOOL FACTS:

- There are 12 elementary schools within PE Area 4.
- No elementary schools reach PTR in the next five years.
- There are two schools that have enrolment less than 75% of its capacity.
- There are no schools that have enrolment greater than 125% of their capacity.
- There are two schools that have less than 200 pupils.

STRATEGIES FOR ACCOMMODATION REVIEW:

- Divide Planning Review Area 4 into three study areas
 - Within these study areas the following strategies may be used:
 - School consolidation
 - Attendance area reviews
 - Replacement school
 - Prohibitive to Repair
 - Growth school



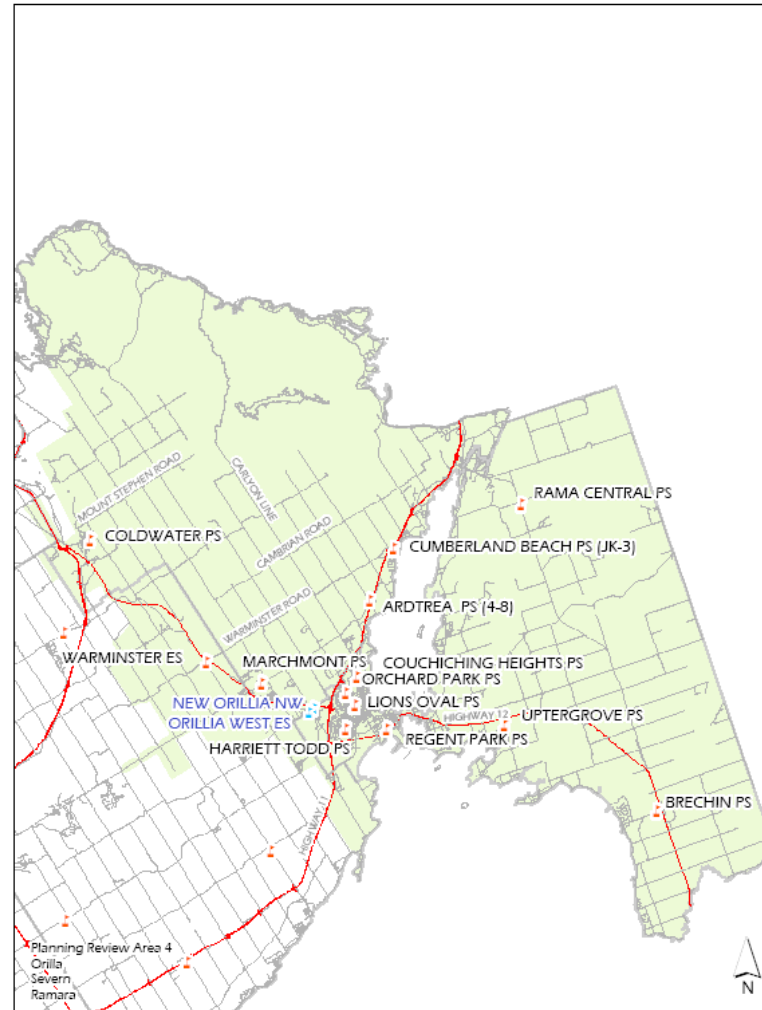
Elementary Review Area 4 - Current Project Status

School	Project(s)	Approval Source	Ministry Decision	Funding Source	Status
Couchiching Heights PS	Addition Renovations	2006 Orillia Elementary Task Force	Approved	PTR	Under design
David H. Church PS	Consolidated	2006 Orillia Elementary Task Force	Approved	n/a	Students to Regent Park & Lions Oval 2009
Harriett Todd PS	Renovations	2006 Orillia Elementary Task Force	Approved	PTR PCS	Under design
Lions Oval PS	New School	2006 Orillia Elementary Task Force	Approved	PTR Best Start	Under construction
Ardtree/Cumberland Beach PS	Consolidation	2008 Priority Capital Project	Deferred		Priority Capital Project to be submitted

Elementary Review Area 4 – Severn, Ramara, Orillia – Study Areas

Ardtree/Cumberland
Beach P.S.
See Page 43

East Oro P.S.
Harriett Todd P.S.
Orchard Park P.S.
Marchmont P.S.
Warminster P.S.
Growth School
See Page 44



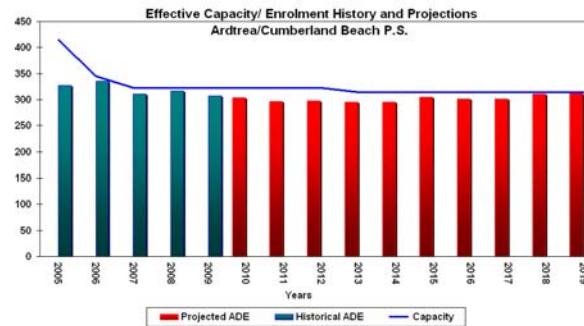
East Oro P.S.
Harriett Todd P.S.
See Page 45

Ardrea/Cumberland Beach P.S. 4EA



SEVERN DEVELOPMENTS

- Municipal servicing has been allocated to the Cumberland Beach area. This will permit land severances and infilling to occur. Pupil yields will remain stable as a result of this influx of growth.



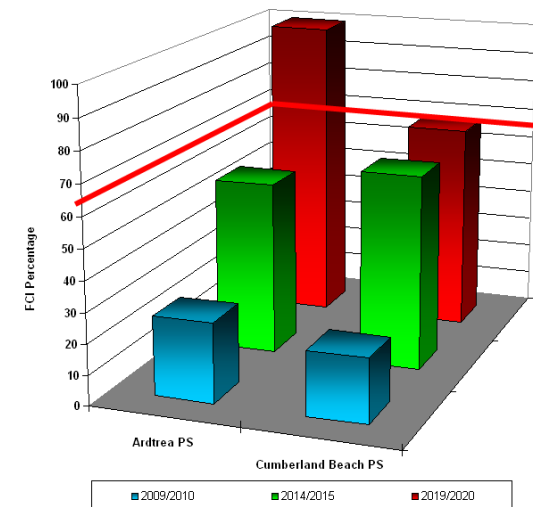
ELEMENTARY SCHOOL FACTS:

Ardrea/Cumberland Beach P.S.

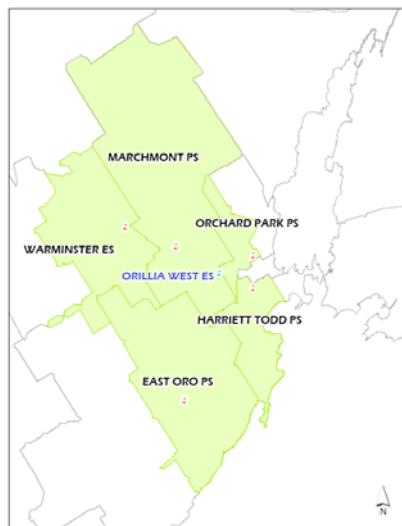
- Enrolment is stable, at 95% of its capacity.
- FCI reaches critical in the next five years.
- Learning environment requires review.

Current Strategy:

- Nominated Prohibitive to Repair within Ministry Priorities template
- School Consolidation
- Opening proposed for 2012
- Estimated benchmark funding: \$5.4 million

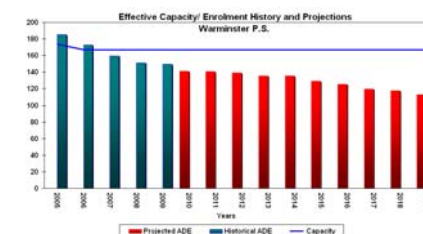
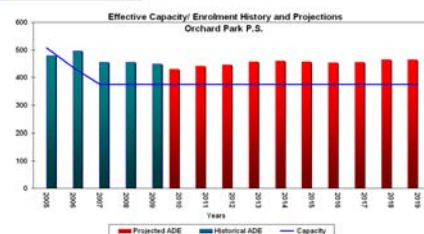
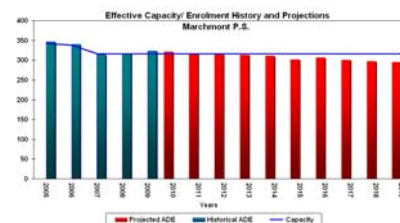
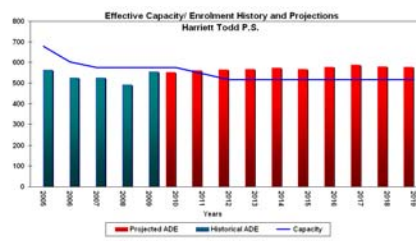
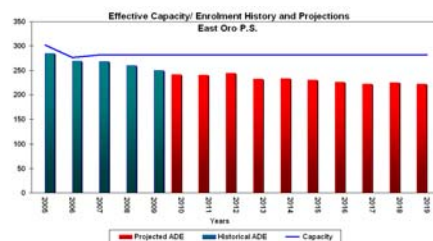


East Oro P.S., Harriett Todd P.S., Marchmont P.S., Orchard Park P.S., Warminster E.S. and Growth School 4EB



SEVERN AND ORILLIA DEVELOPMENTS

- Orillia has had continuous growth west of Highway 11. A secondary plan has been approved, servicing allocated, and a phased greenfield development is under construction.
- No further development is proposed in Severn Township. Rural land use severances and estate residential development are minimized by provincial policy, reducing rural pupil generation.



ELEMENTARY SCHOOL FACTS:

East Oro P.S.

- Enrolment is declining, at 89% of its capacity.
- No FCI concerns in the next five years.

Harriett Todd P.S.

- Enrolment is stable, at 96% of its capacity.
- FCI reaches critical in the next five years.
- Learning environment requires review.

Marchmont P.S.

- Enrolment is stable, at 102% of its capacity.
- No FCI concerns in the next five years.
- Portapack in poor condition.

Orchard Park P.S.

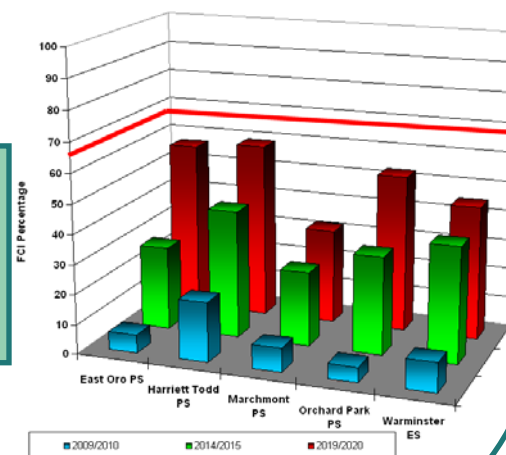
- Enrolment is stable, at 120% of its capacity.
- No FCI concerns in the next five years.

Warminster E.S.

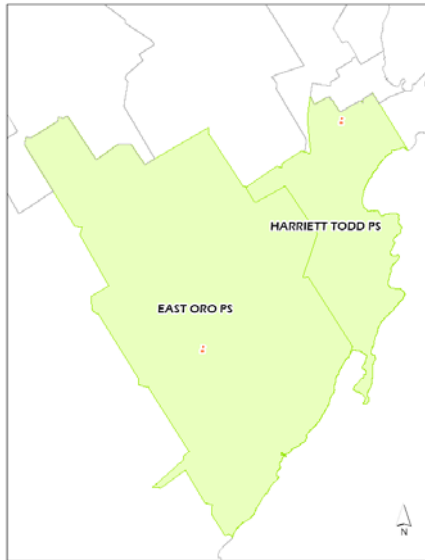
- Enrolment is declining, at 90% of its capacity.
- FCI reaches critical in the next five years.

Current Strategy:

- Removal of portapack
- Accommodation review
- Attendance Area review
- Growth school business case when justified
- Monitor pupil growth

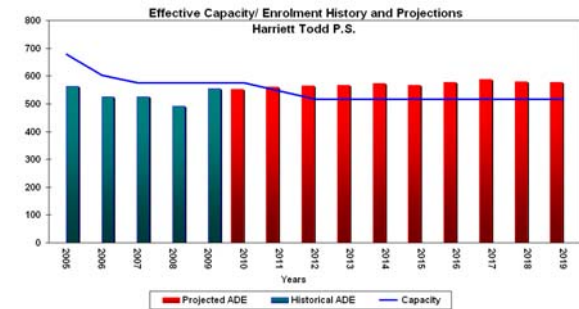
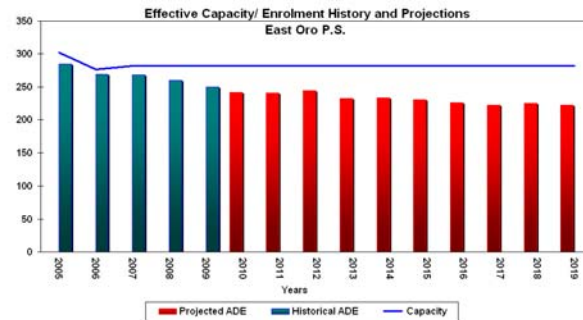


East Oro P.S. and Harriett Todd P.S. 4EC



ORILLIA and Oro Medonte DEVELOPMENTS

- Orillia has had continuous growth west of Highway 11. A secondary plan has been approved, servicing allocated, and a phased greenfield development is under construction.
- No further development is proposed in Oro Medonte Township. Rural land use severances and estate residential development are minimized by provincial policy, reducing rural pupil generation.



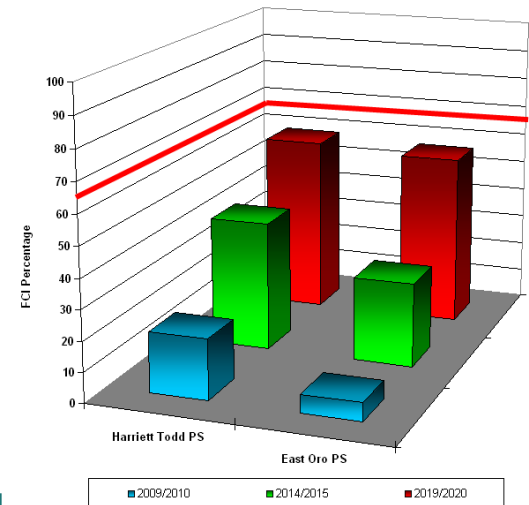
ELEMENTARY SCHOOL FACTS:

East Oro P.S.

- Enrolment is declining, at 89% of its capacity.
- No FCI concerns in the next five years.

Harriett Todd P.S.

- Enrolment is stable, at 96% of its capacity.
- FCI reaches critical in the next five years.



Current Strategy:

- Attendance area review, commence Spring 2010

Elementary Review Area 5 – Oro-Medonte, Springwater – Present Situation

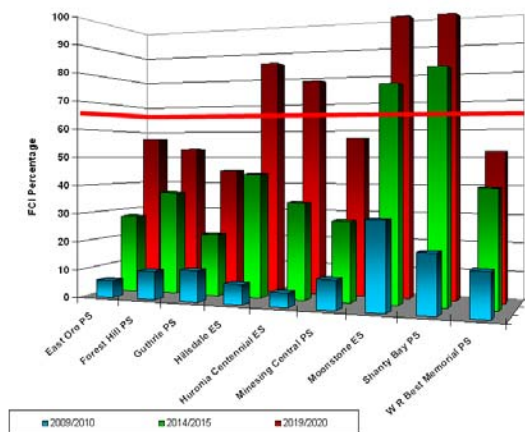


PE COMMUNITY FACTS

• PE5 is comprised of a large rural area with several communities. Growth is being directed to the community of Elmvale. There are smaller settlement areas where infilling is being encouraged; Minesing, Hillsdale, Horseshoe Valley, Craighurst, Midhurst and Shanty Bay. The Board has no designated school sites in this review area. Rural schools are or will be on the decline due to provincial land use policies which limit rural development, specifically land severances and estate residential development. However, due to the number of small settlement areas, the schools of this review area remain strong and are very stable.

Enrolment Projections FTE to 2019

Elementary Enrolment	OTG 09	2008	2009	2010	2011	2012	2013	2014	2015	2016	2017	2018	2019
East Oro PS	282	260	250	242	241	244	232	234	231	226	222	225	223
Forest Hill PS	417	502	469	457	435	427	409	410	411	410	404	397	406
Guthrie PS	432	404	377	379	365	367	355	354	364	361	356	357	352
Hillsdale ES	144	224	221	217	221	215	228	234	246	254	262	258	252
Huronian Centennial ES	360	446	438	450	460	469	473	482	476	483	485	487	478
Minesing Central PS	394	350	366	361	354	366	359	365	370	361	356	360	344
Moonstone ES	89	175	166	154	147	143	147	139	136	140	141	140	141
Shanty Bay PS	101	202	188	172	164	155	151	148	140	133	136	137	141
WR Best Memorial PS	199	318	321	322	321	321	321	331	330	333	330	337	333
Total Enrolment	2418			2753	2708	2708	2676	2698	2704	2700	2693	2698	2670
Pupils Over/Under Capacity		463	376	335	290	290	258	280	286	282	275	280	252



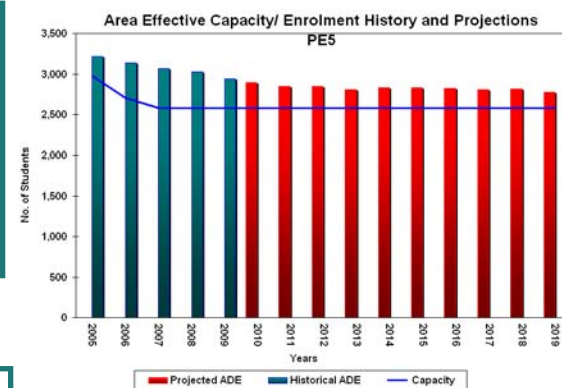
Facility Condition Index

SCHOOL FACTS:

- There are 9 elementary schools within PE Area 5.
- Two elementary schools reach a PTR rating in the next five years.
- There are no schools that have enrolment less than 75% of its capacity.
- There are four schools that have enrolment greater than 125% of their capacity.
- There are two schools that have less than 200 pupils.

STRATEGIES FOR ACCOMMODATION REVIEW:

- Divide Planning Review Area 5 into one study area
 - Within these study areas the following strategies may be used:
 - Attendance area reviews
 - Accommodation reviews
 - Prohibitive to Repair



Elementary Review Area 5 - Current Project Status

School	Project(s)	Approval Source	Ministry Decision	Funding Source	Status
None					

Elementary Review Area 5 – Oro-Medonte, Springwater – Study Areas

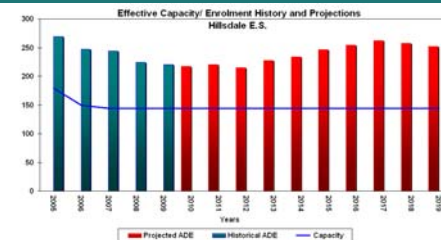
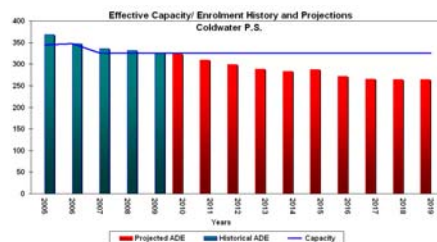
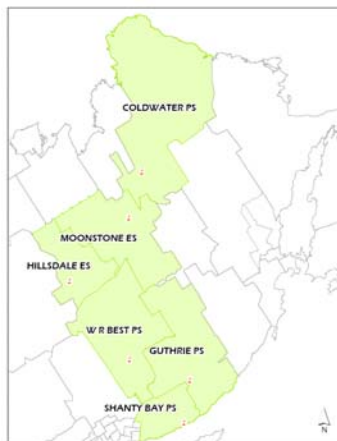
Coldwater P.S. (PE4)
Guthrie P.S.
Hillsdale E.S.
Moonstone E.S.
Shanty Bay P.S.
W.R. Best Memorial P.S.
See Page 49



Coldwater P.S., Hillsdale E.S., Guthrie P.S., Moonstone E.S., Shanty Bay P.S., and W.R. Best P.S. 5EA

ORO-MEDONTE DEVELOPMENTS

The number of small settlements within Oro-Medonte has attributed to a stable enrolment. Rural land use severances and estate residential development are minimized by provincial policy, reducing rural pupil generation. Larger scale development is proposed in Hillsdale, Midhurst and Craighurst. The Board has designated one elementary school site in this review area.



ELEMENTARY SCHOOL FACTS:

Coldwater P.S.

- Enrolment is declining, at 100% of its capacity.
- No FCI concerns in the next five years.

Hillsdale E.S.

- Enrolment is increasing, at 153% of its capacity.
- No FCI concerns in the next five years.

Guthrie P.S.

- Enrolment is stable, at 87% of its capacity.
- No FCI concerns in the next five years.

Moonstone E.S.

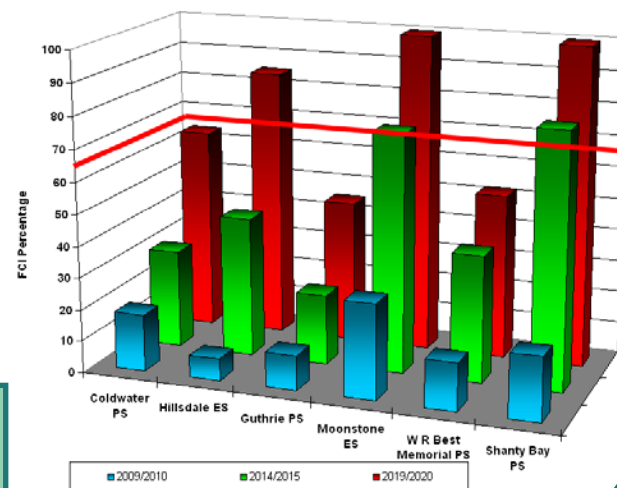
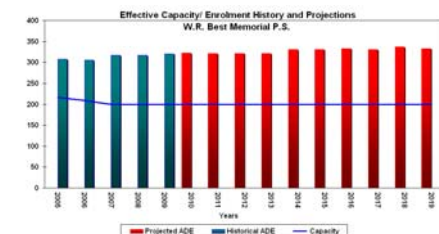
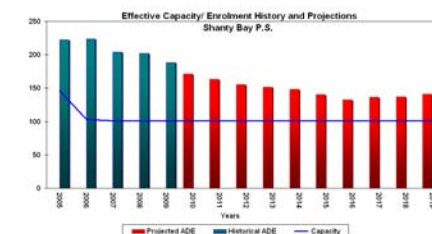
- Enrolment is declining, at 187% of its capacity.
- FCI reaches critical in the next five years.

Shanty Bay P.S.

- Enrolment is declining, at 186% of its capacity.
- FCI reaches PTR in the next five years.

W.R. Best Memorial P.S.

- Enrolment is stable, at 161% of its capacity.
- FCI reaches critical in the next five years.



Current Strategy:

- Monitor growth in the area
- Accommodation Review
- Attendance Area Review
- Prohibitive to Repair

Elementary Review Area 6 - Barrie - Present Situation

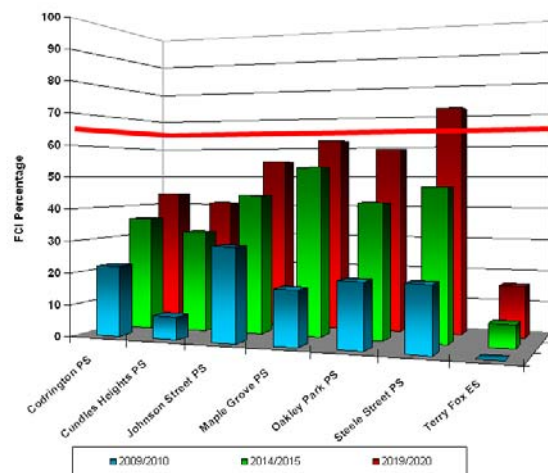


PE COMMUNITY FACTS

- PE6 is comprised of the north eastern quadrant of Barrie. Significant growth occurred over the past fifteen years, and is reaching build out. No further boundary extension anticipated. This area will continue to decline over the next 8 years before stabilizing.

Enrolment Projections FTE to 2019													
Elementary Enrolment	OTG 09	2008	2009	2010	2011	2012	2013	2014	2015	2016	2017	2018	2019
Codrington PS	279	277	263	256	246	244	235	226	219	214	216	214	210
Cundles Heights PS	518	365	360	333	334	314	305	289	277	268	254	255	233
Johnson Street PS	302	272	258	254	244	240	240	238	229	230	226	225	231
Maple Grove PS	305	229	214	421	414	404	409	407	401	396	392	396	403
Oakley Park PS	424	266	263	258	259	246	242	236	228	212	212	209	208
Steele Street PS	423	397	381	342	316	302	291	290	290	296	296	303	310
Terry Fox ES	535	739	751	549	545	537	538	527	507	498	497	501	504
Total Enrolment	2786			2413	2358	2287	2261	2213	2151	2114	2093	2105	2098
Pupils Over/Under Capacity		-243	-298	-511	-566	-637	-663	-711	-773	-810	-831	-819	-826

* Capacity is amended in year 2010 (Maple Grove addition)



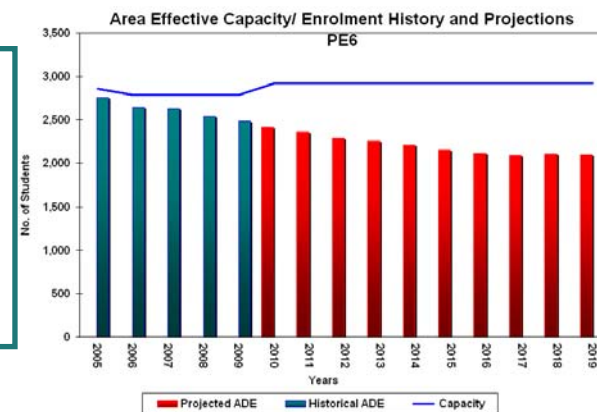
Facility Condition Index

SCHOOL FACTS:

- There are 7 elementary schools within PE Area 6.
- No elementary schools reach PTR in the next five years.
- There are two schools that have enrolment less than 75% of their capacity.
- There one school that has enrolment greater than 125% of its capacity.
- There are no schools with less than 200 pupils.

STRATEGIES FOR ACCOMMODATION REVIEW:

- Planning Review Area 6 has no study areas



Elementary Review Area 6 – Current Project Status

School	Project(s)	Approval Source	Ministry Decision	Funding Source	Status
Maple Grove PS	Addition Renovations	2008 Capital Plan Terry Fox attendance area change	Approved	PCS	Under design Students to transfer from Terry Fox September 2010
Terry Fox ES	Attendance Area Review	2008 Capital Plan Terry Fox attendance area change	n/a	n/a	Students to transfer to Maple Grove September 2011

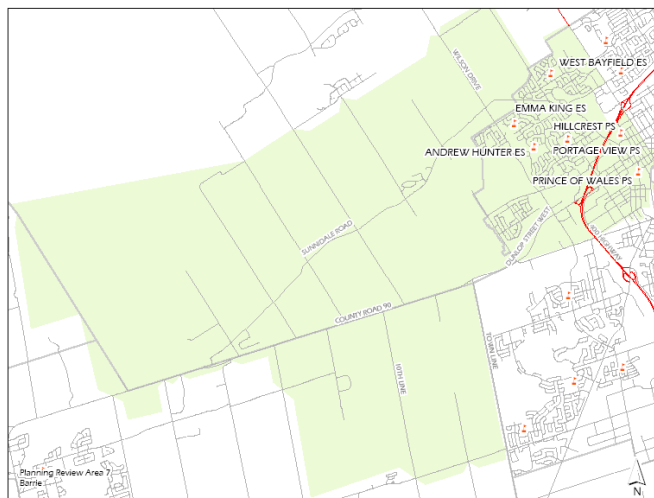
Elementary Review Area 6 – Barrie – Study Area



Elementary Review Area 7 - Barrie - Present Situation

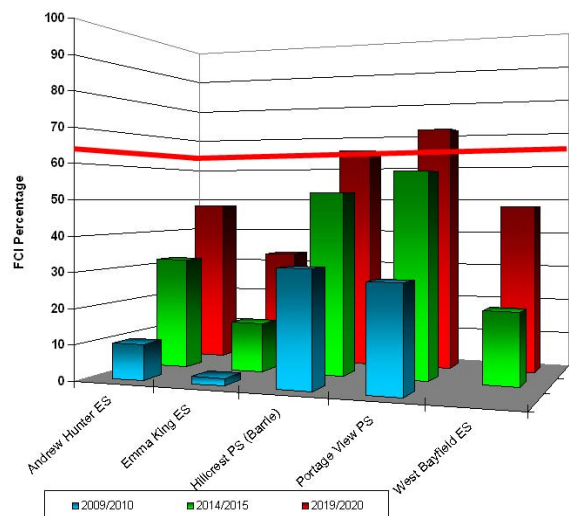
PE COMMUNITY FACTS:

- PE7 is comprised of the north western quadrant of Barrie. Growth occurred over the past fifteen years and is reaching build out, with no further boundary extension anticipated. This area will continue to decline before stabilizing. The Board has designated one elementary school site in this review area.



Enrolment Projections FTE to 2019													
Elementary Enrolment	OTG 09	2008	2009	2010	2011	2012	2013	2014	2015	2016	2017	2018	2019
Andrew Hunter ES	467	316	303	414	353	347	343	347	353	358	355	356	364
Emma King ES	417	415	381	376	371	370	361	370	366	379	384	376	384
Hillcrest PS	368	506	510	366	508	503	505	497	503	509	505	512	512
Portage View PS	320	385	373	367	461	463	461	467	463	451	445	443	447
Prince of Wales PS	0	203	200	196	0	0	0	0	0	0	0	0	0
West Bayfield ES	610	483	485	461	448	439	433	433	426	429	428	451	458
Total Enrolment	2182			2180	2141	2123	2103	2113	2110	2125	2117	2138	2165
Pupils Over/Under Capacity		125	69	-2	-354	-372	-392	-382	-385	-370	-378	-357	-330

* Capacity is amended in year 2011 (Andrew Hunter renovation, Hillcrest addition and Portage View addition)

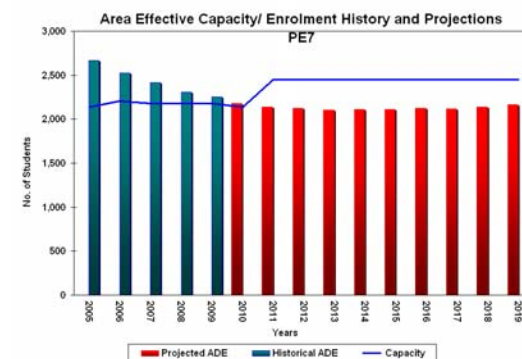


SCHOOL FACTS:

- There are 6 elementary schools within PE Area 7.
- No elementary schools reach PTR in the next five years.
- There is one school that has enrolment less than 75% of its capacity.
- There is one school that has enrolment greater than 125% of its capacity.
- There is one school that has 200 pupils.

STRATEGIES FOR ACCOMMODATION REVIEW:

- Planning Review Area 7 has no study areas

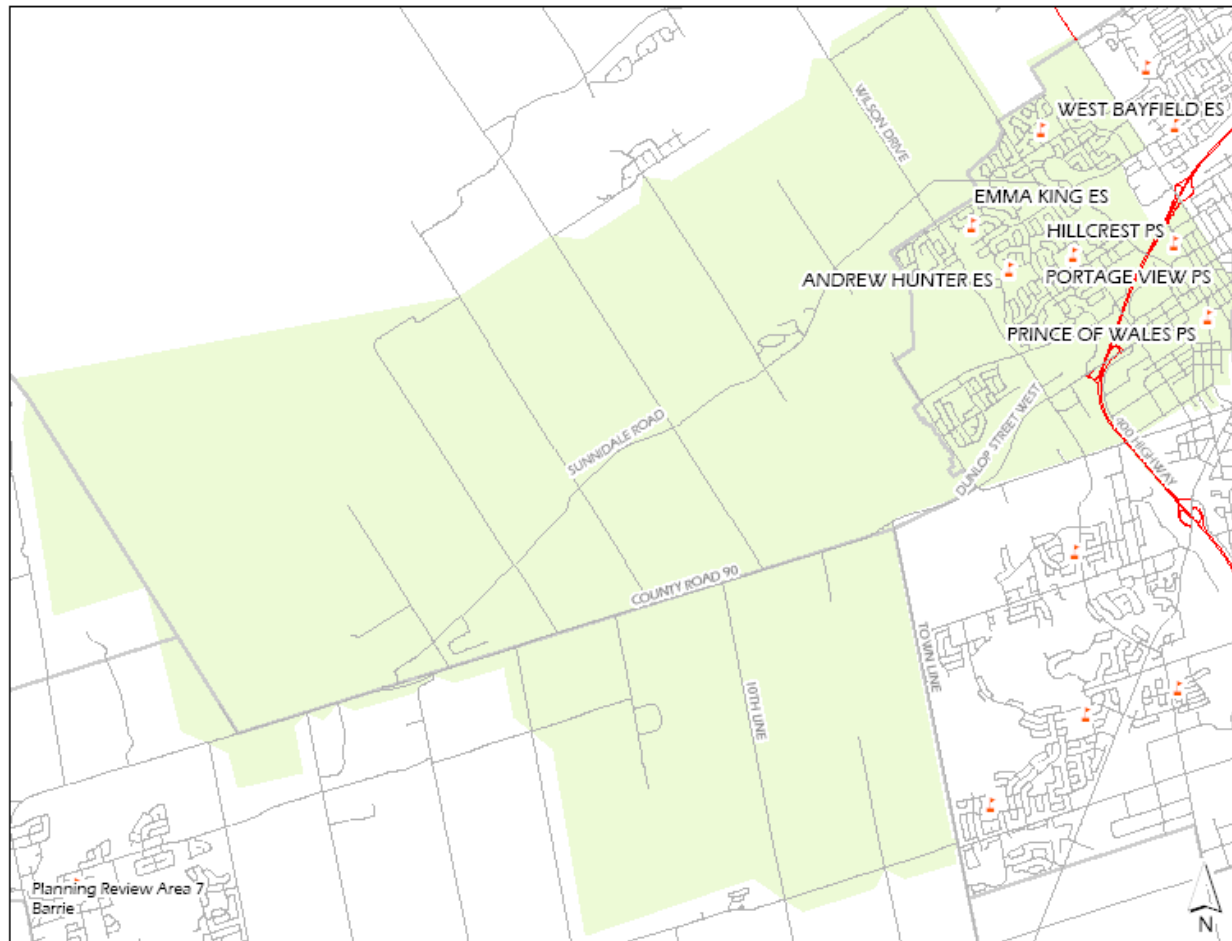


Facility Condition Index

Elementary Review Area 7 - Current Project Status

School	Project(s)	Approval Source	Ministry Decision	Funding Source	Status
Andrew Hunter ES	Renovations	2007 Capital Plan ARC C	Approved	PTR	Under design Students to transfer from Portage View September
Hillcrest (Barrie) PS	Addition Renovations	2007 Capital Plan ARC C	Approved	PCS PTR	Under design Students to transfer from Prince of Wales September
Portage View PS	Addition Renovations	2007 Capital Plan ARC C	Approved	PTR PCS	Under design Students to transfer from Hillcrest September 2011
Prince of Wales PS	Consolidation	2007 Capital Plan ARC C	Deemed PTR in 2003 by Ministry	n/a	Under design Students to transfer to Hillcrest September 2011

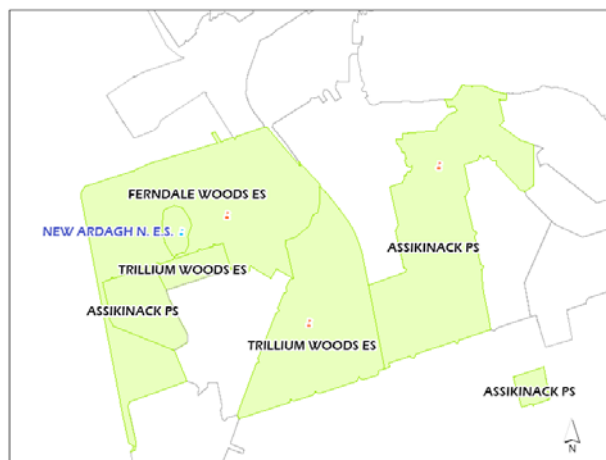
Elementary Review Area 7 – Barrie – Study Areas



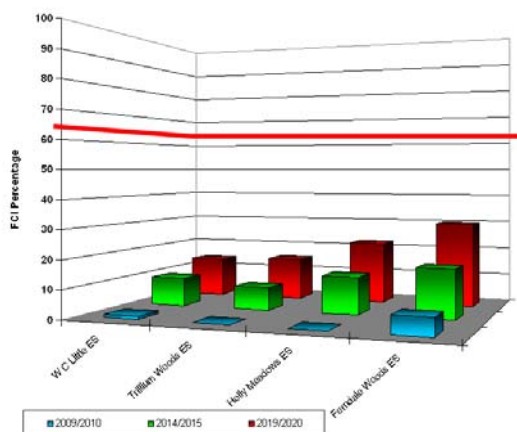
Elementary Review Area 8 – Barrie – Present Situation

PE COMMUNITY FACTS

- PE8 is comprised of the south western quadrant of Barrie. This area has had intensive growth over the last ten years. There is still considerable greenfield growth in this area. The Board has two elementary sites designated in this review area.



Enrolment Projections FTE to 2019													
Elementary Enrolment	OTG 09	2008	2009	2010	2011	2012	2013	2014	2015	2016	2017	2018	2019
Ferndale Woods ES	607	662	614	549	508	494	485	483	480	483	490	480	494
Holly Meadows ES	642	694	666	653	643	633	616	617	611	600	597	590	594
Trillium Woods ES	472	477	501	428	451	464	481	514	526	526	542	551	560
W.C. Little ES	572	766	770	769	768	746	741	737	724	714	704	686	690
New Ardagh ES	546	0	0	380	401	443	470	496	517	529	545	568	577
Total Enrolment	2293			2778	2771	2780	2793	2847	2858	2852	2878	2875	2916
Pupils Over/Under Capacity		306	257	-61	-68	-59	-46	8	19	13	39	36	77
* Capacity is amended in year 2010 (New Ardagh)													



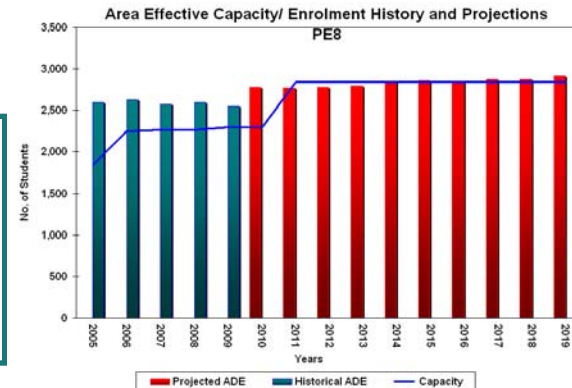
Facility Condition Index

SCHOOL FACTS:

- There are 5 elementary schools within PE Area 8.
- No elementary schools reach PTR in the next five years.
- There are no schools that have enrolment less than 75% of its capacity.
- There is one school that has enrolment greater than 125% of its capacity.
- There are no schools with less than 200 pupils.

STRATEGIES FOR ACCOMMODATION REVIEW:

- Planning Review Area 8 has one study area
 - Within this study area the following strategies may be used:
 - Attendance area review

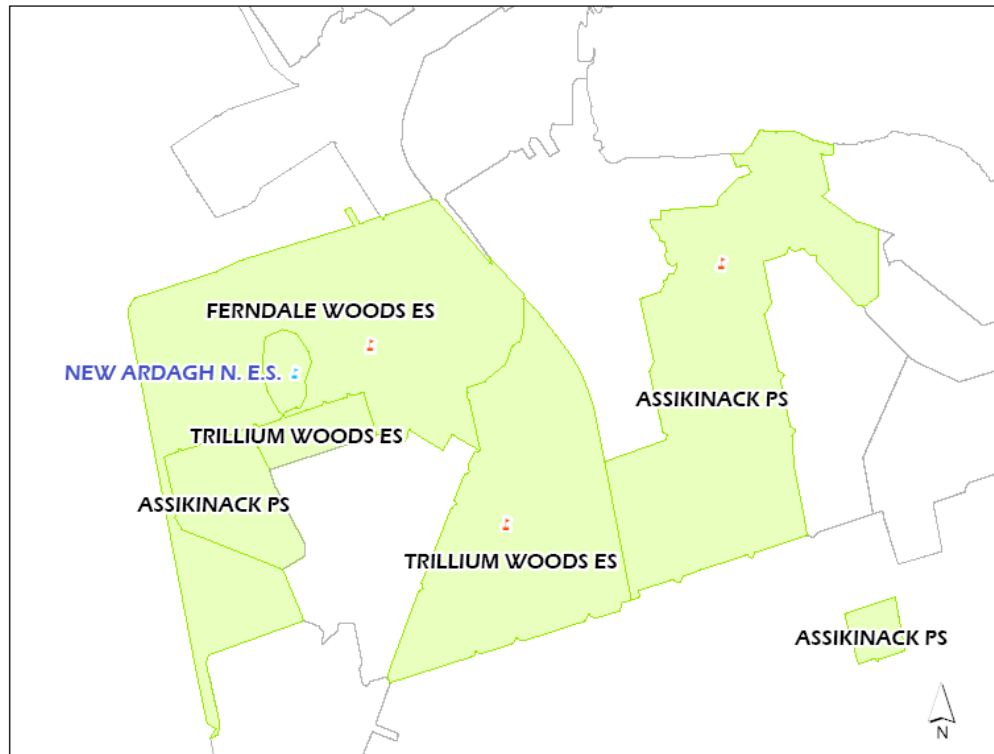


Elementary Review Area 8 - Current Project Status

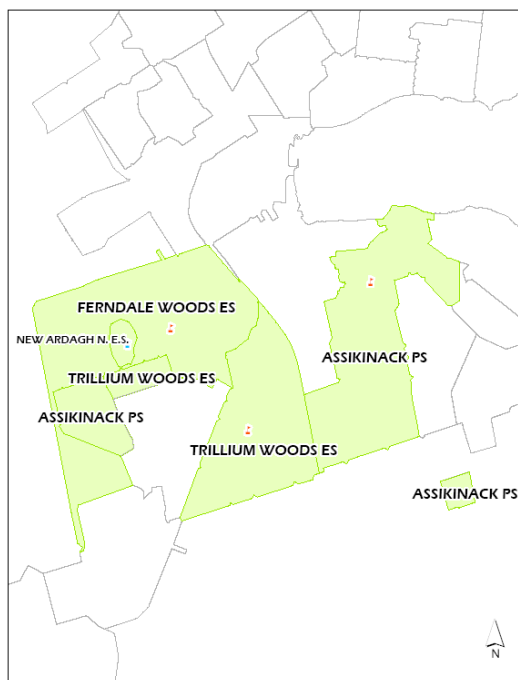
School	Project(s)	Approval Source	Ministry Decision	Funding Source	Status
Ardagh ES	New School	2007 Capital Plan	Approved	PCS NPP Best Start	Under construction
Ardagh ES	Attendance Area Review	2008 Capital Plan	n/a	N/a	Under study To be completed March 2010
Assikinack PS	Attendance Area Review	2008 Capital Plan	n/a	n/a	Under study To be completed March 2010
Ferndale Woods ES	Consolidation	2008 Capital Plan	n/a	n/a	Under study To be completed March 2010
Trillium Woods ES	Consolidation	2008 Capital Plan	n/a	n/a	Under study To be completed March 2010

Elementary Review Area 8 – Barrie – Study Area

Assikinack P.S. (PE9)
Ferndale Woods E.S.
Trillium Woods E.S.
New Ardagh North E.S.
See Page 59

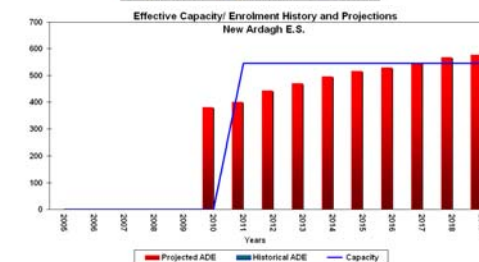
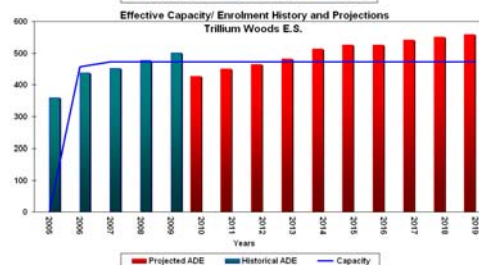
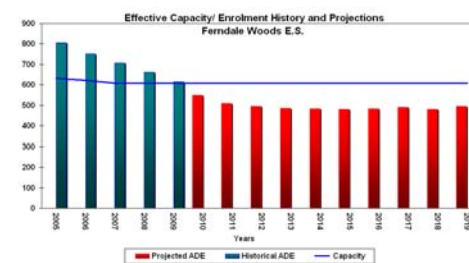
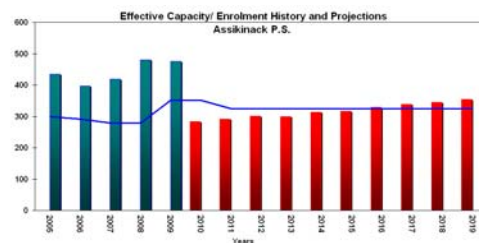


Assikinack P.S., Ferndale Woods E.S, Trillium Woods E.S. and New Ardagh E.S. 8EA



SOUTH WEST BARRIE DEVELOPMENTS

- This area has had intensive growth over the last ten years. There is still considerable greenfield growth in this area. The Board has two elementary sites designated in this review area.



ELEMENTARY SCHOOL FACTS:

Assikinack P.S.

- Enrolment is stable, at 135% of its capacity.
- FCI reaches critical in the next five years.

Ferndale Woods E.S.

- Enrolment is declining, at 101% of its capacity.
- No FCI concerns in the next five years.

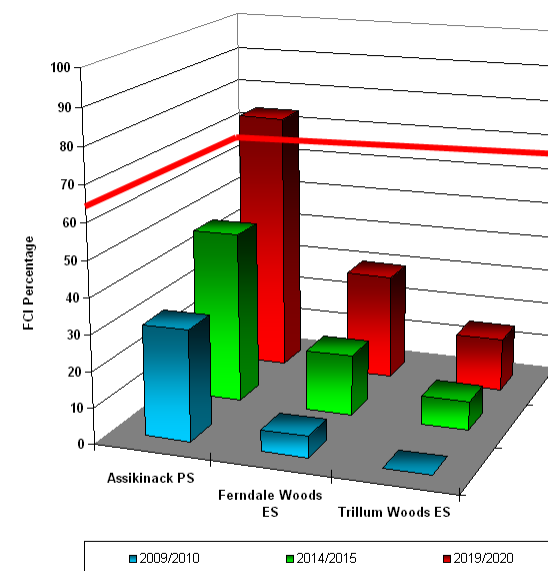
Trillium Woods P.S.

- Enrolment is increasing, at 106% of its capacity.
- No FCI concerns in the next five years.

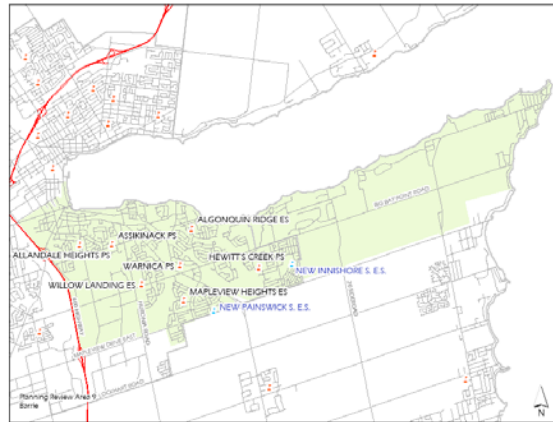
Current Strategy:

- New school under construction
- Opening proposed for 2010/2011
- Attendance area review approved in the 2008 Capital Plan, study to commence Winter 2009
- Benchmark funding source:

Best Start:	\$810,312
PCS:	\$5,514,617
NPP:	\$3,862,600
Operational:	\$425,962



Elementary Review Area 9 -Barrie - Present Situation

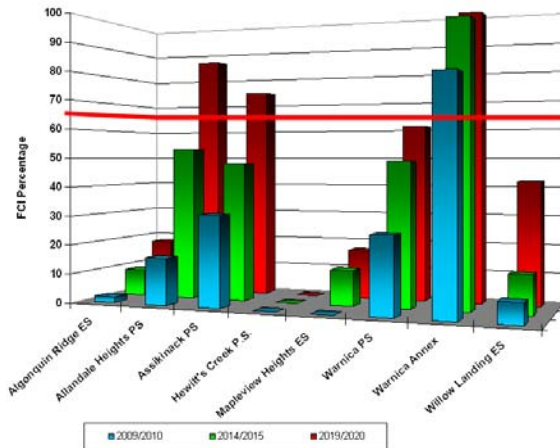


PE COMMUNITY FACTS

- PE9 is comprised of the south eastern quadrant of Barrie. This area has had intensive growth over the last five years. There is still considerable greenfield growth in this area. The Board has three elementary sites designated in this review area.

Enrolment Projections FTE to 2019													
Elementary Enrolment	OTG 09	2008	2009	2010	2011	2012	2013	2014	2015	2016	2017	2018	2019
Algonquin Ridge ES	506	620	591	582	580	544	538	535	532	540	535	539	538
Allandale Heights PS	354	310	319	328	335	355	359	367	363	367	356	346	345
Assikinack PS	279	481	476	284	291	301	299	313	317	330	338	344	354
Mapleview Heights ES	544	814	800	801	837	844	846	860	872	870	878	892	876
Warnica PS	348	448	432	415	392	378	365	353	346	347	344	348	348
Willow Landing ES	587	521	475	438	418	391	397	392	388	382	386	389	398
Hewitt's Creek PS	549	383	533	618	706	810	902	996	1064	1130	1171	1156	1146
Total Enrolment	3167			3466	3559	3624	3707	3816	3882	3966	4009	4014	4005
Pupils Over/Under Capacity		410	457	331	424	-61	22	131	197	281	324	329	320

* Capacity is amended in years 2010 (Allandale and Assikinack renovations) and 2012 (New Painswick)

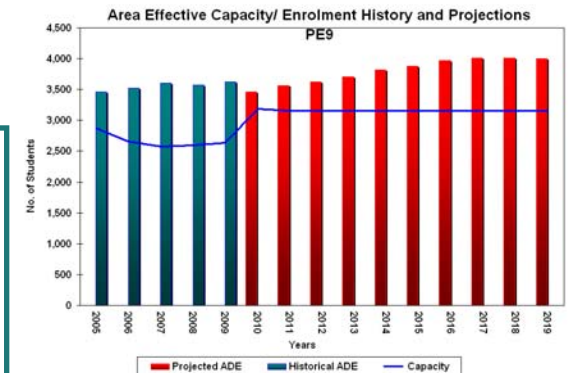


SCHOOL FACTS:

- There are 7 elementary schools within PE Area 9.
- No elementary schools reach a PTR rating in the next five years.
- There are no schools that have enrolment less than 75% of its capacity.
- There are two schools that have enrolment greater than 125% of their capacity.
- There are no schools with less than 200 pupils.

STRATEGIES FOR ACCOMMODATION REVIEW:

- Divide Planning Review Area 9 into four study areas
 - Within this study area the following strategies may be used:
 - Attendance area review
 - Growth school
 - Disposition of property



Facility Condition Index

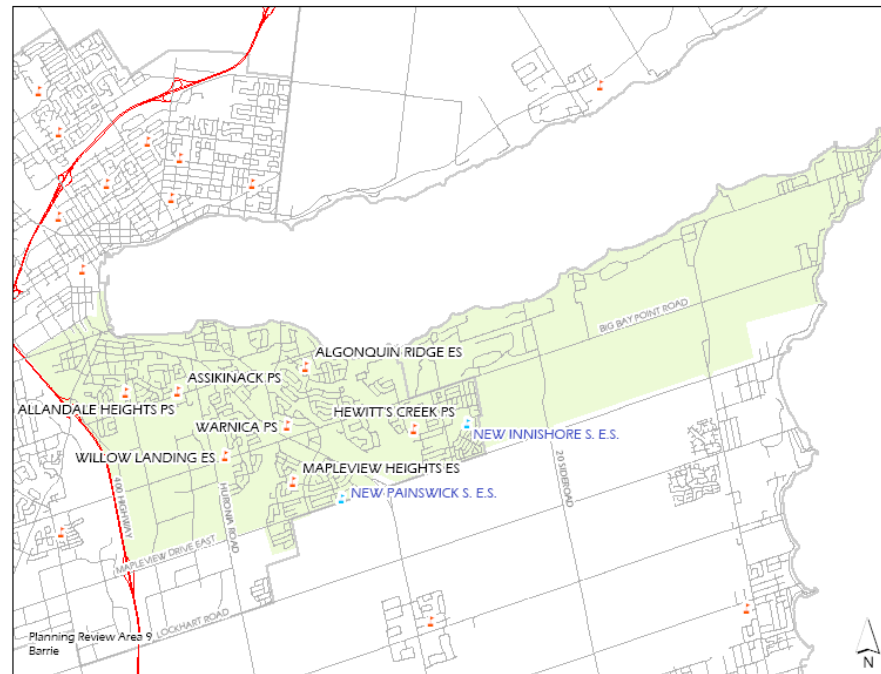
Elementary Review Area 9 - Current Project Status

School	Project(s)	Approval Source	Ministry Decision	Funding Source	Status
Hewitt's Creek PS	New School	2007 Capital Plan	Approved	PCS PTR Best Start	Completed
Painswick South ES	New School	2008 Capital Plan	Deferred		Priority Capital Project to be submitted

Elementary Review Area 9 – Barrie – Study Areas

Warnica Annex
See Page 64

Hewitt's Creek P.S.
Growth P.S.
See Page 65



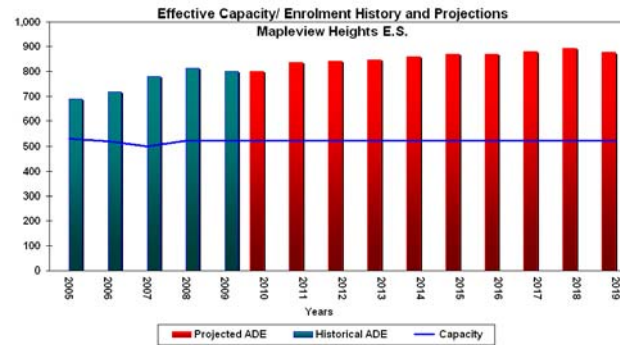
Maplevue Heights E.S.
New Painswick S.P.S.
See Page 63

Assikinack P.S.
Ferndale Woods E.S. (PE8)
Trillium Woods E.S. (PE8)
New Ardagh North E.S. (PE8)
See Page 59

Mapleview Heights E.S. and Growth School 9EA

SOUTH EAST BARRIE DEVELOPMENTS

- This area has had intensive growth over the last five years. There is limited greenfield growth in this area and is reaching build out. The Board has one elementary site designated in this study area.



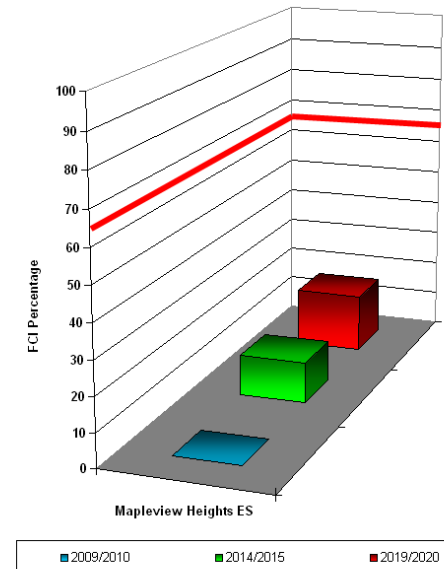
ELEMENTARY SCHOOL FACTS:

Mapleview Heights P.S.

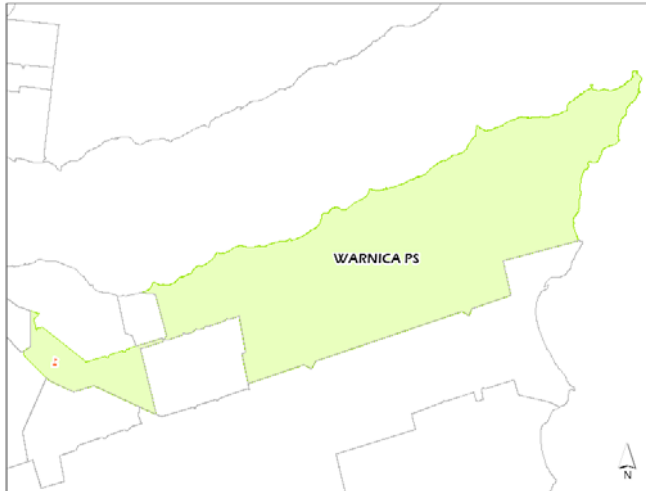
- Enrolment is increasing, at 154% of its capacity.
- No FCI concerns in the next five years.

Current Strategy:

- Growth school business case submitted to the Ministry under the Capital Priorities template
- Attendance area review
- New school
- Opening proposed for 2012
- Estimated benchmark funding: \$9.5 million



Warnica Annex 9EB



SOUTH EAST BARRIE DEVELOPMENTS

- This area has had intensive growth over the last five years. There is considerable greenfield growth in this area. The Board has one elementary site designated in this review area.

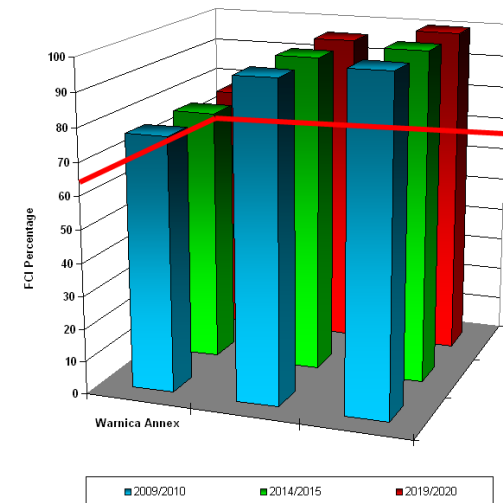
ELEMENTARY SCHOOL FACTS:

Warnica Annex P.S.

- Annex is no longer being used by the school.
- No FCI concerns in the next five years.

Current Strategy:

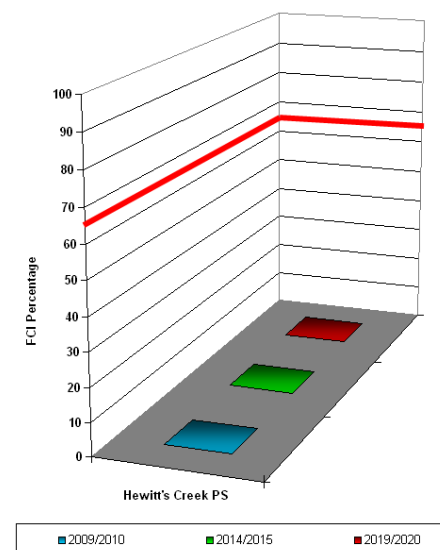
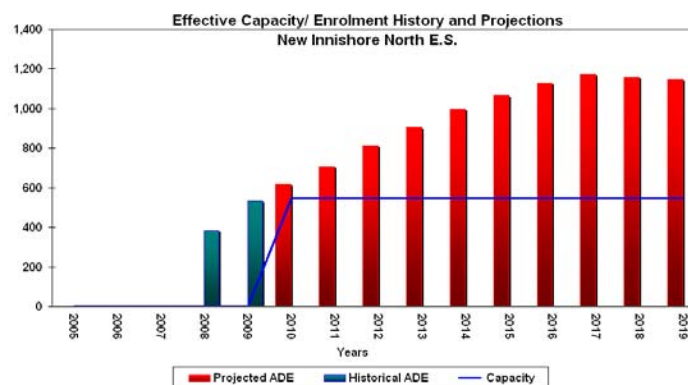
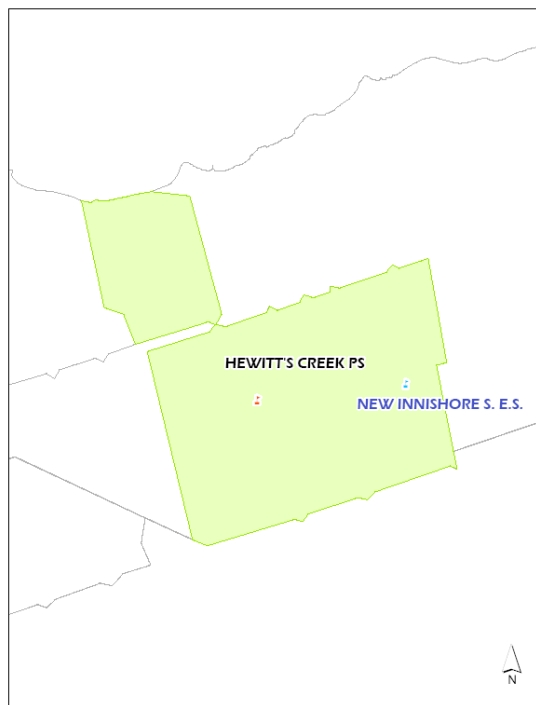
- Deem Warnica Annex surplus to the Board's needs
- Proceed with disposition



Hewitt's Creek P.S. and Growth School 9EC

SOUTH EAST BARRIE DEVELOPMENTS

- This area has had intensive growth over the last five years. There is considerable greenfield growth in this area. The Board has two elementary sites designated in this review area.



ELEMENTARY SCHOOL FACTS:

Hewitt's Creek P.S.

- Enrolment is increasing, at 97% of its capacity.
- No FCI concerns in the next five years.

Current Strategy:

- Growth school business case when justified
- Attendance area review

Elementary Review Area 10 - Innisfil - Present Situation



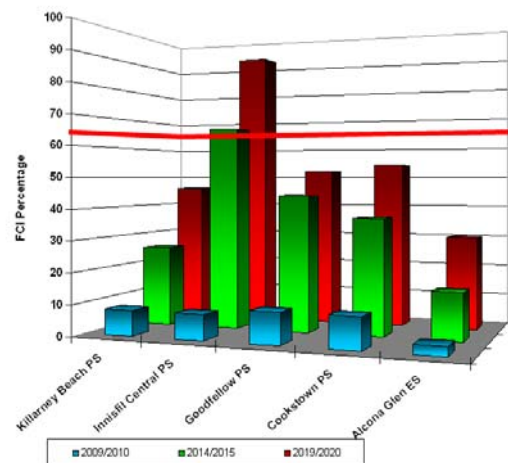
PE COMMUNITY FACTS

- PE10 is comprised of a large rural area with several communities. Designated as urban settlement areas where growth is being directed. They are Cookstown, Lefroy, and Alcona. The Board has one designated school site in Alcona in this review area. Rural schools are or will be on the decline due to provincial land use policies which limit rural development, specifically land severances and estate residential development.

Enrolment Projections FTE to 2019

Elementary Enrolment	OTG 09	2008	2009	2010	2011	2012	2013	2014	2015	2016	2017	2018	2019
Alcona Glen ES	621	641	669	699	722	751	783	808	825	838	857	867	882
Cookstown Central PS	435	517	511	525	518	512	505	521	516	520	522	519	520
Goodfellow PS	552	530	572	593	605	616	627	644	644	662	676	669	670
Innisfil Central PS	204	193	183	175	177	168	166	159	160	159	157	157	156
Killarney Beach PS	305	257	252	248	236	239	230	241	256	264	278	276	290
Sunnybrae PS	472	398	376	361	351	344	357	367	420	483	534	601	691
Total Enrolment	2589			2601	2609	2630	2670	2740	2820	2927	3025	3089	3208
Pupils Over/Under Capacity		-55	-29	-88	-80	-59	-19	51	131	238	336	400	519

* Capacity is amended in year 2011 (Cookstown addition)



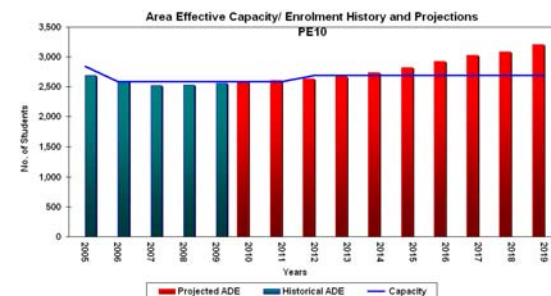
Facility Condition Index

SCHOOL FACTS:

- There are 6 elementary schools within PE Area 10.
- One elementary school reaches PTR in the next five years.
- There are no schools that have enrolment less than 75% of its capacity.
- There are no schools that have enrolment greater than 125% of its capacity.
- There is one school that has less than 200 pupils.

STRATEGIES FOR ACCOMMODATION REVIEW:

- Divide Planning Review Area 10 into one study area
 - Within these study areas the following strategies may be used:
 - Attendance area reviews
 - Growth school

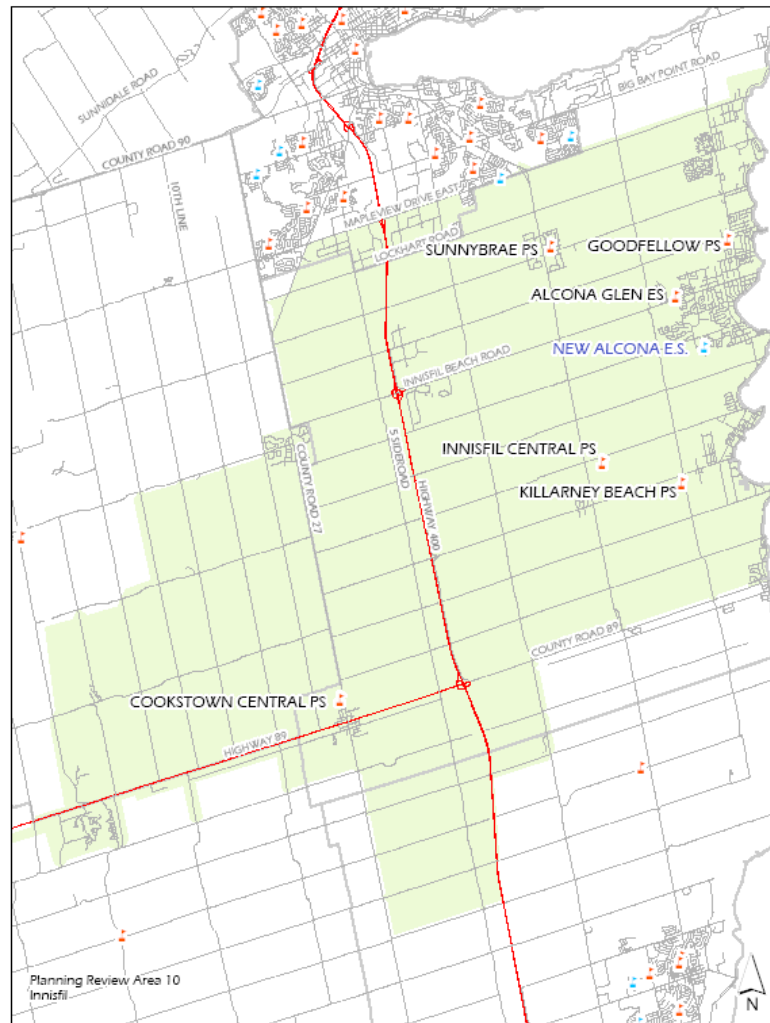


Elementary Review Area 10 - Current Project Status

School	Project(s)	Approval Source	Ministry Decision	Funding Source	Status
Cookstown Central PS	Addition Renovation	2007 Capital Plan	Approved	PCS	Under design Students to transfer from Tecumseth North September

Elementary Review Area 10 – Innisfil – Study Areas

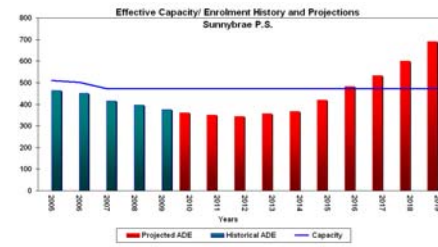
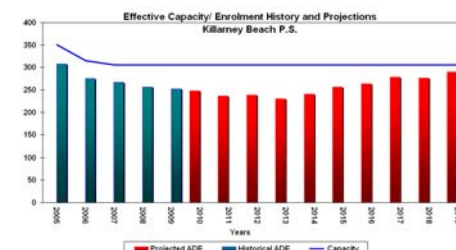
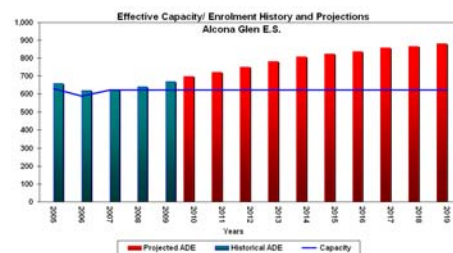
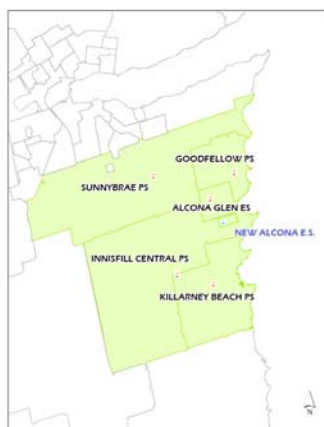
Innisfil Central P.S.
Killarney Beach P.S.
Goodfellow P.S.
Sunnybrae P.S.
Alcona Glen E.S.
See Page 69



Alcona Glen E.S., Innisfil Central P.S., Killarney Beach P.S., Goodfellow P.S., and Sunnybrae P.S. 10EA

INNISFIL DEVELOPMENTS

- Settlement areas within the Town of Innisfil have and will experience growth over the next several years. Servicing allocation in Alcona has been rectified, allowing future growth to occur. The Board has one elementary site designated in this review area. Lefroy's servicing allocation is currently under review. The Town is currently undertaking a growth management study and a new Official Plan.



ELEMENTARY SCHOOL FACTS:

Alcona Glen E.S.

- Enrolment is increasing, at 108% of its capacity.
- No FCI concerns in the next five years.

Goodfellow P.S.

- Enrolment is increasing, at 104% of its capacity.
- FCI reaches critical in the next five years.

Innisfil Central P.S.

- Enrolment is decreasing, at 89% of its capacity.
- FCI reaches PTR in the next five years.

Killarney Beach P.S.

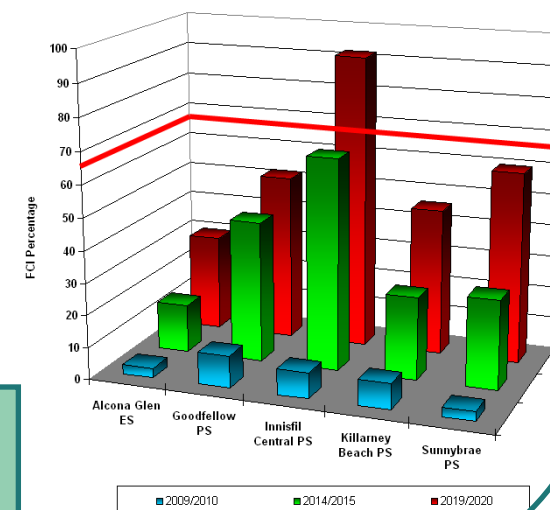
- Enrolment is stable, at 82% of its capacity.
- No FCI concerns in the next five years.

Sunnybrae P.S.

- Enrolment is increasing, at 80% of its capacity.
- No FCI concerns in the next five years.

Current Strategy:

- Monitor pupil growth in the area
- Accommodation review
- Attendance Area review



Elementary Review Area 11 – Bradford West Gwillimbury – Present Situation

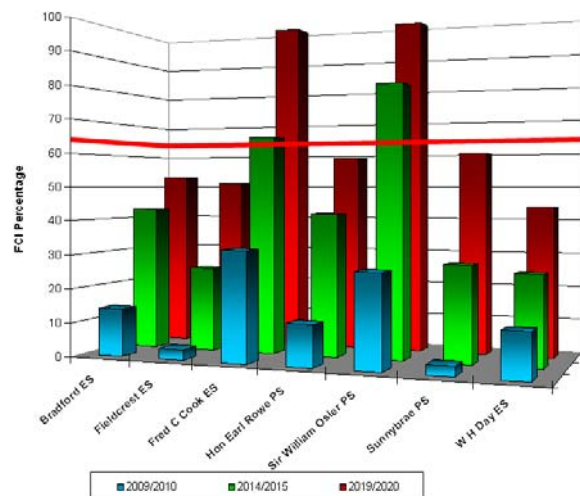


PE COMMUNITY FACTS

• PE11 is comprised of a large rural area with Bradford being designated as an urban settlement area where growth is being directed. The Board has two designated elementary school sites in Bradford in this review area. Rural schools will decline due to provincial land use policies which limit rural development, specifically land severances and estate residential development limiting new pupil generation.

Enrolment Projections FTE to 2019													
Elementary Enrolment	OTG 09	2008	2009	2010	2011	2012	2013	2014	2015	2016	2017	2018	2019
Bradford ES	302	163	163	165	180	181	201	212	228	226	225	220	217
Fieldcrest ES	492	493	519	560	608	664	716	760	808	854	890	924	944
Fred C. Cook ES	377	316	312	296	275	280	269	268	272	278	274	287	293
Hon Earl Rowe PS	213	186	173	167	163	160	157	147	136	137	135	137	135
Sir William Osler PS	167	141	140	132	130	127	120	123	115	118	118	119	119
WH Day ES	541	443	445	426	424	419	420	420	415	414	422	435	429
Total Enrolment	2092			1745	1781	1833	1882	1930	1974	2027	2064	2122	2138
Pupils Over/Under Capacity		-350	-341	-347	-311	-21	28	-425	-381	-328	-291	-233	-217

* Capacity is amended in years 2012 (Bradford and Fred C Cook Consolidation) and 2014 (New Bradford)



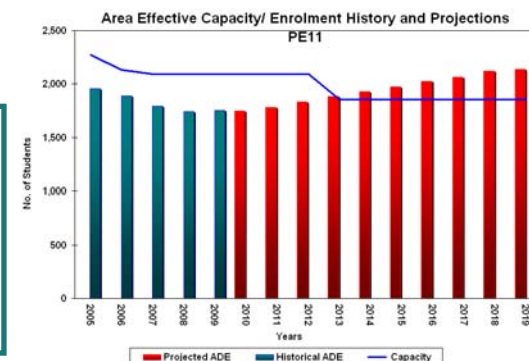
Facility Condition Index

SCHOOL FACTS:

- There are 6 elementary schools within PE Area 11.
- Two elementary schools reach PTR in the next five years.
- There is one school that has enrolment less than 75% of their capacity.
- There are no schools that have enrolment greater than 125% capacity.
- There are three schools that have less than 200 pupils.

STRATEGIES FOR ACCOMMODATION REVIEW:

- Divide Planning Review Area 11 into three study areas
 - Within these study areas the following strategies may be used:
 - Attendance area reviews
 - Growth school
 - Prohibitive to Repair



Elementary Review Area 11 - Current Project Status

School	Project(s)	Approval Source	Ministry Decision	Funding Source	Status
Bradford ES	Consolidation with Fred C. Cook			n/a	
Bradford SW ES	New School	2008 Capital Plan	Deferred	n/a	Priority Capital Project to be submitted
Fred C Cook ES	Replacement	2008 Capital Plan	Deferred	n/a	Priority Capital Project to be submitted

Elementary Review Area 11 – Bradford/West Gwillimbury – Study Areas

Bradford E.S.
Fred C. Cook E.S.
See Page 73



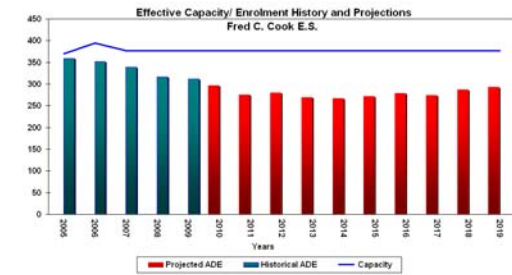
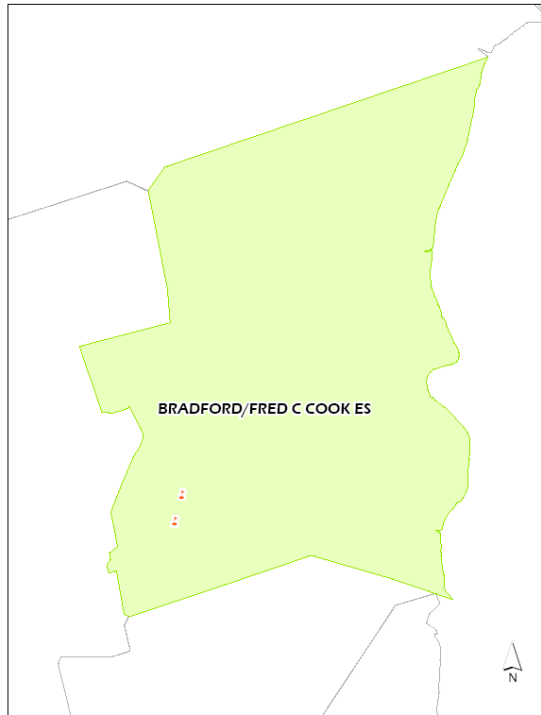
Fieldcrest E.S.
Bradford SW (Dykie) PS
See Page 74

Sir William Osler P.S.
Tecumseth South P.S. (PE1)
Tottenham P.S. (PE1)
See Page 30

Bradford E.S. and Fred C. Cook E.S. 11EA

BRADFORD DEVELOPMENTS

- The existing community of Bradford has had limited infilling. There is a decline in pupil yields within this portion of Bradford that has matured.



ELEMENTARY SCHOOL FACTS:

Bradford E.S.

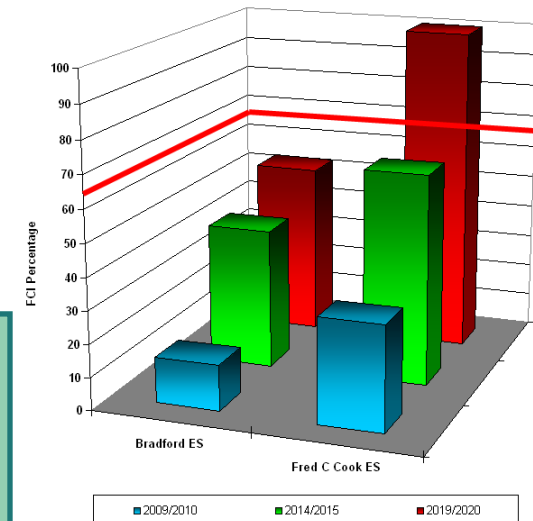
- Enrolment is increasing, at 54% of its capacity.
- FCI reaches critical in the next five years.

Fred C. Cook E.S.

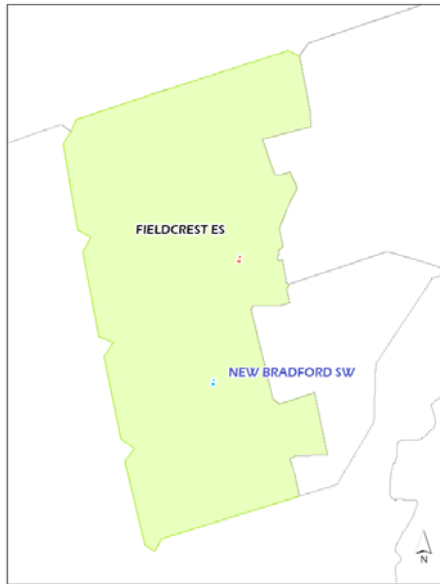
- Enrolment is stable, at 83% of its capacity.
- FCI reaches PTR in the next five years.
- Learning environment requires review.

Current Strategy:

- Prohibitive to Repair submitted to Ministry under the Capital Priorities template
- Replacement school
- Opening proposed for 2012
- Estimated benchmark funding: 7.6 million

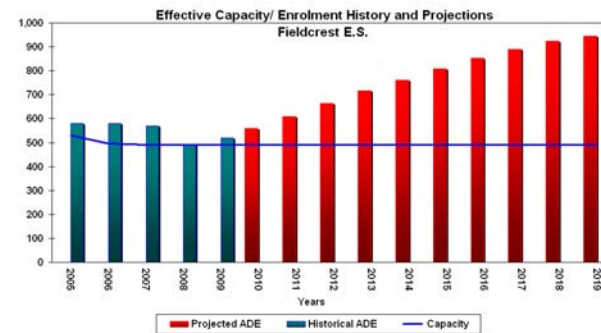


Fieldcrest E.S. and Growth School 11EB



BRADFORD DEVELOPMENTS

- Significant greenfield development has been approved and allocated servicing by the Town. The Board has two designated school sites.



ELEMENTARY SCHOOL FACTS:

Fieldcrest E.S.

- Enrolment is increasing, at 105% of its capacity.
- No FCI concerns in the next five years.

Current Strategy:

- Growth School business case, submitted to Ministry under Capital Priorities template
- New school
- Opening proposed for 2012.
- Estimated benchmark funding: \$8.6 million

